



Candoris

Access to the world's best investment strategies.



SiM US High Yield Opportunities versus your Strategies and Peers

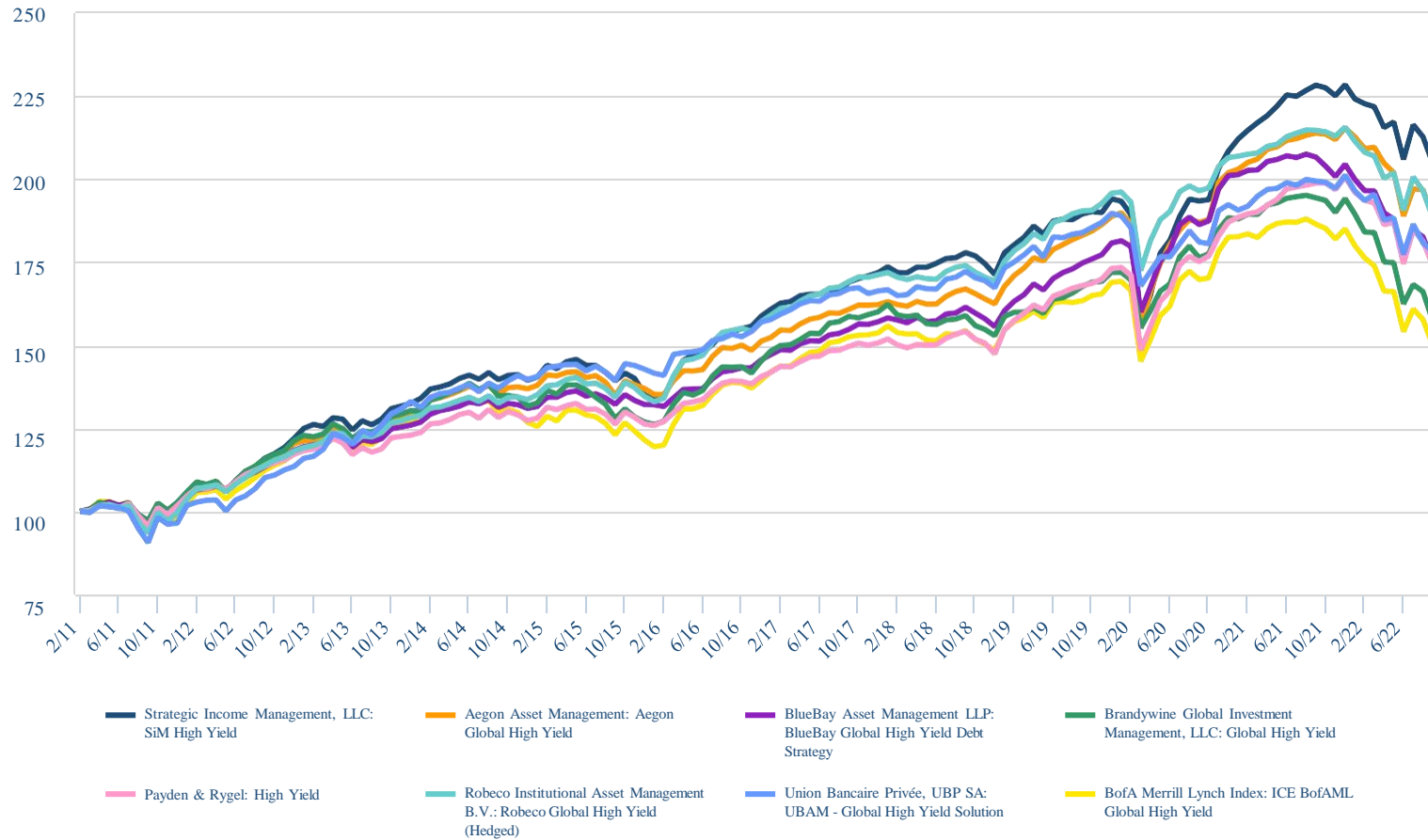
Performance data as of:
9/2022



- Strategic Income Management, LLC: SiM High Yield
- Aegon Asset Management: Aegon Global High Yield
- ▲ BlueBay Asset Management LLP: BlueBay Global High Yield Debt Strategy
- + Brandywine Global Investment Management, LLC: Global High Yield
- ✦ Payden & Rygel: High Yield
- ★ Robeco Institutional Asset Management B.V.: Robeco Global High Yield (Hedged)
- ★ Union Bancaire Privée, UBP SA: UBAM - Global High Yield Solution

Common Period Growth of \$100

SiM vs your Strategies, Benchmark and Peers



Results displayed in USD using Spot Rate (SR).

Source: eVestment
 Data quoted is past GROSS of fee performance and current performance may be lower or higher. Past performance is no guarantee of future results.
 Investment return and principal value of an investment will fluctuate

FOR INVESTMENT PROFESSIONAL USE ONLY

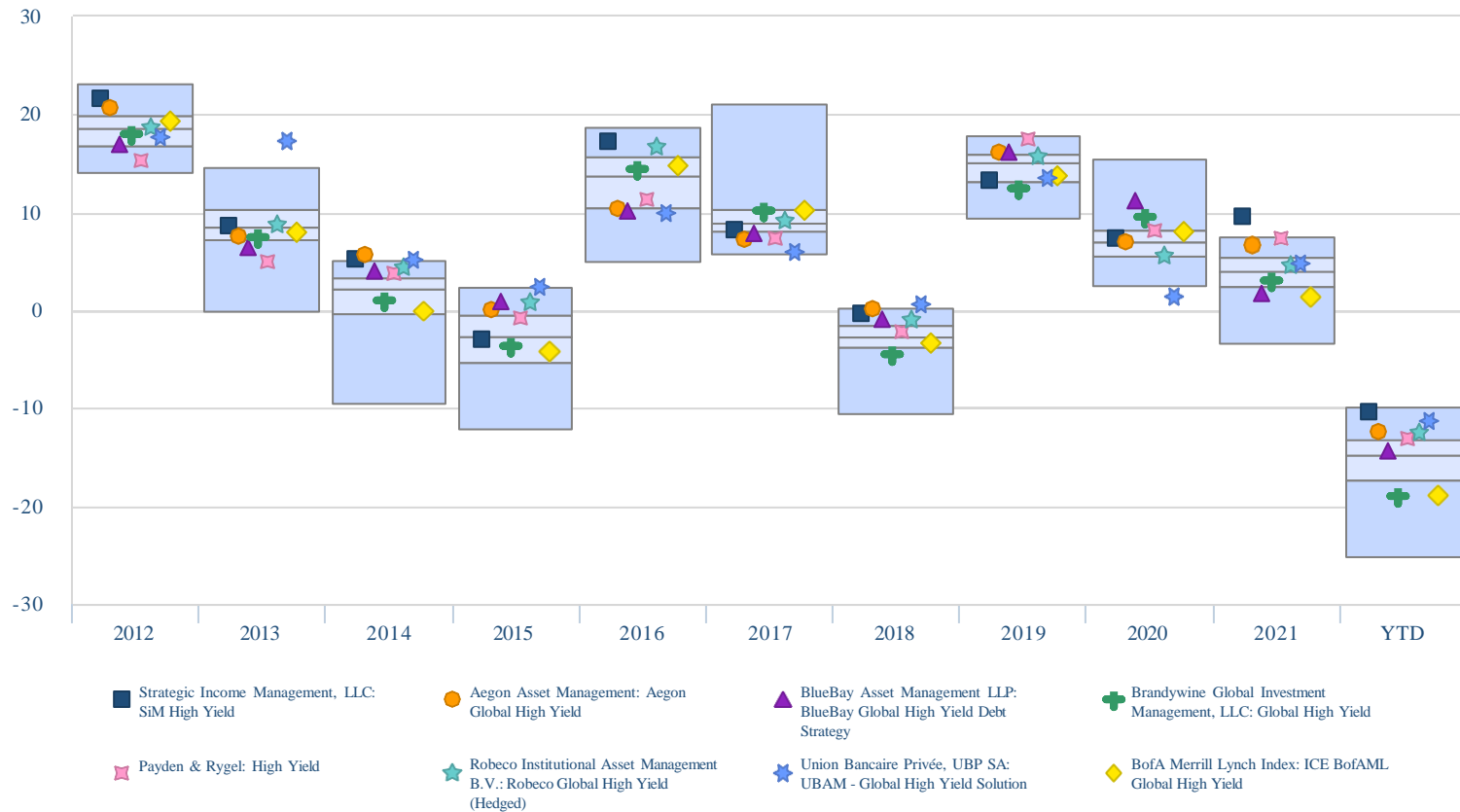


Candoris

Access to the world's best investment strategies.

Calendar Year Returns

SiM vs your Strategies, Benchmark and Peers



Universe: [eVestment Global High Yield Fixed Income](#)

Results displayed in USD using Spot Rate (SR).

Source: eVestment
Data quoted is past GROSS of fee performance and current performance may be lower or higher. Past performance is no guarantee of future results.
Investment return and principal value of an investment will fluctuate

FOR INVESTMENT PROFESSIONAL USE ONLY

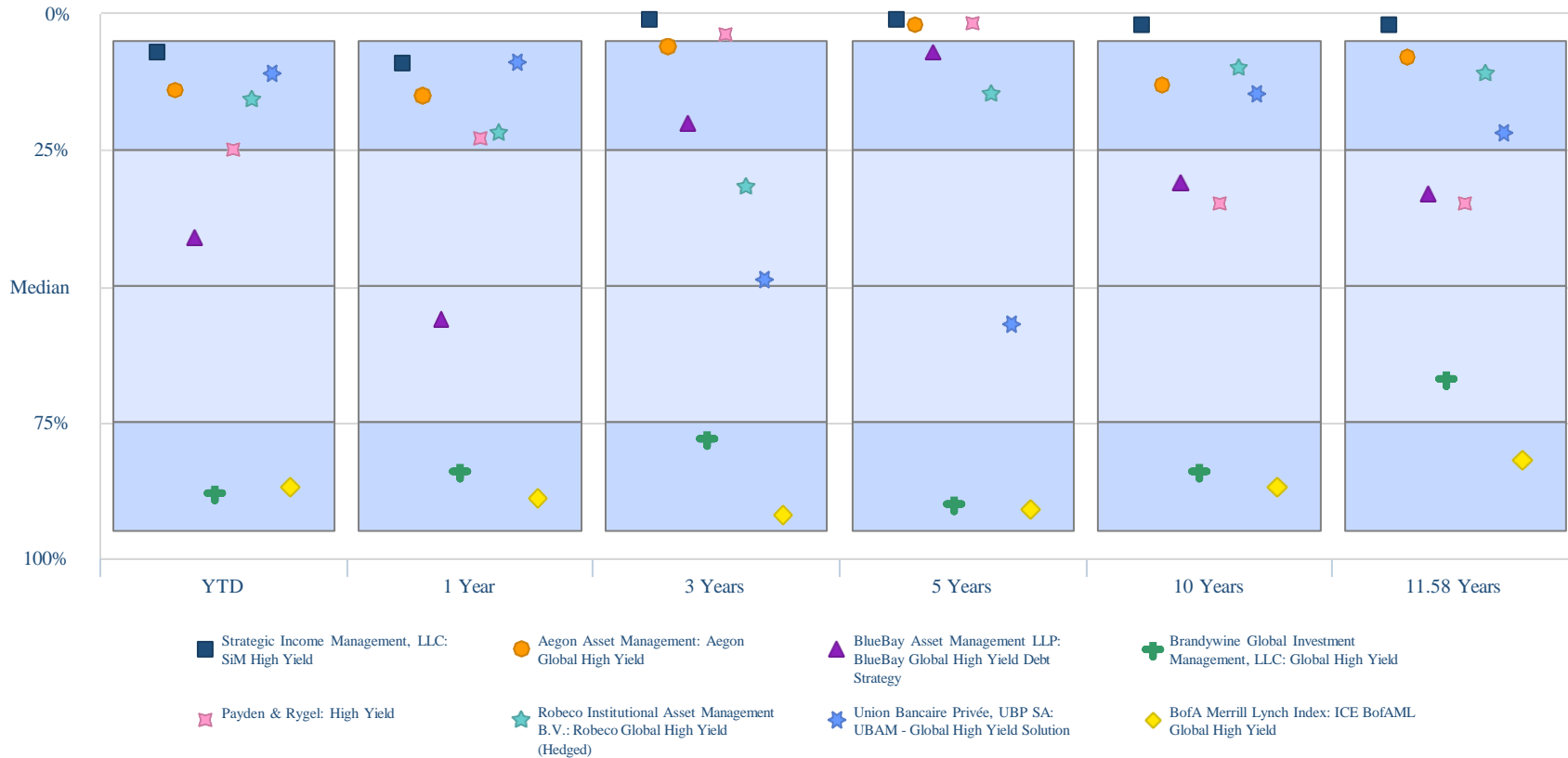


Candoris

Access to the world's best investment strategies.

Trailing Returns Median

SiM vs your Strategies, Benchmark and Peers



[Universe: eVestment Global High Yield Fixed Income](#)

Results displayed in USD using Spot Rate (SR).

Source: eVestment
 Data quoted is past GROSS of fee performance and current performance may be lower or higher. Past performance is no guarantee of future results.
 Investment return and principal value of an investment will fluctuate

FOR INVESTMENT PROFESSIONAL USE ONLY

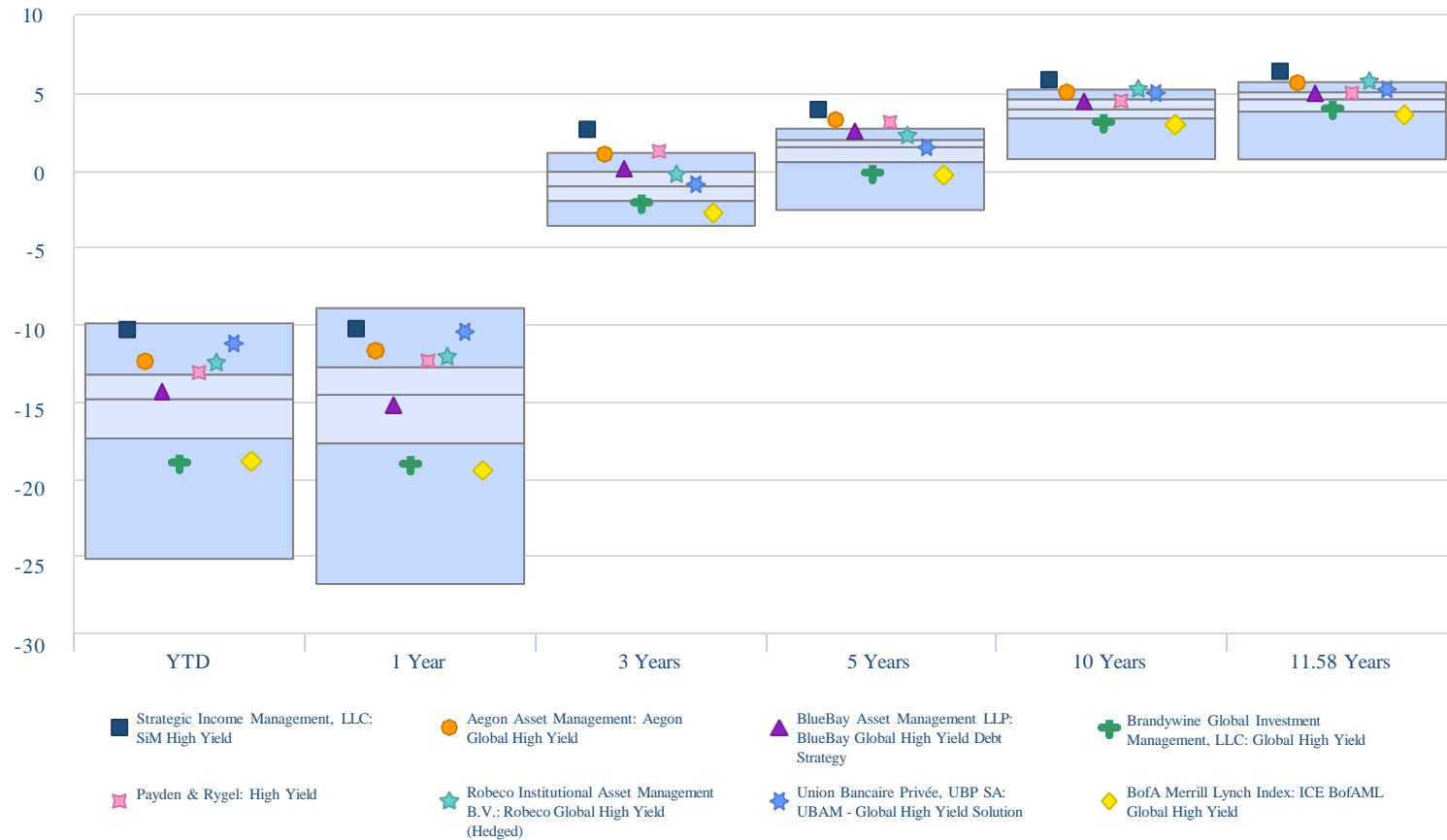


Candoris

Access to the world's best investment strategies.

Trailing Returns

SiM vs your Strategies, Benchmark and Peers



Universe: [eVestment Global High Yield Fixed Income](#)

Results displayed in USD using Spot Rate (SR).

Source: eVestment
 Data quoted is past GROSS of fee performance and current performance may be lower or higher. Past performance is no guarantee of future results.
 Investment return and principal value of an investment will fluctuate

FOR INVESTMENT PROFESSIONAL USE ONLY

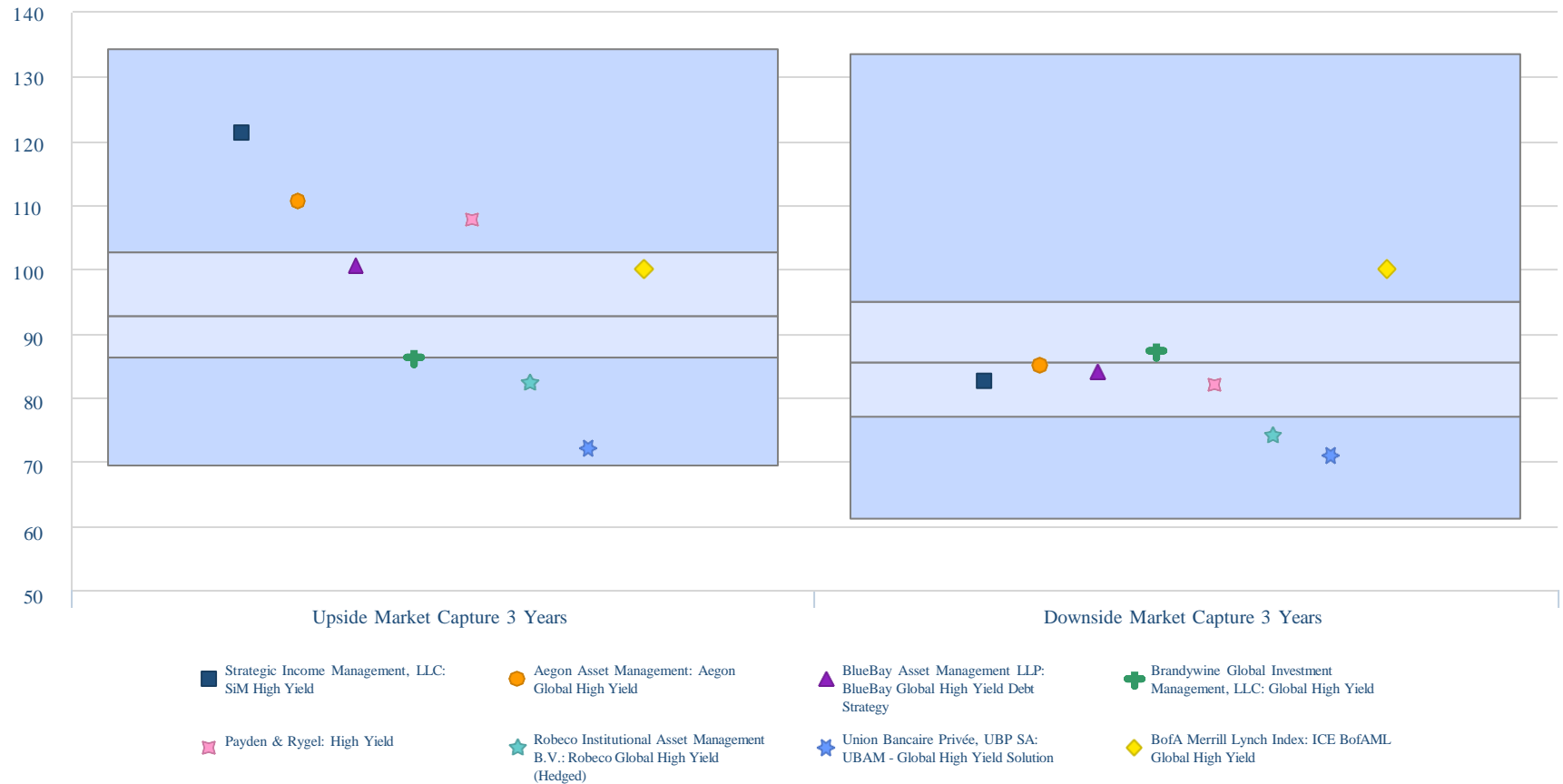


Candoris

Access to the world's best investment strategies.

Upside- & Downside Market Capture 3 Years

SiM vs your Strategies, Benchmark and Peers



Universe: [eVestment Global High Yield Fixed Income](#)

Results displayed in USD using Spot Rate (SR).

ICE BofAML Global High Yield

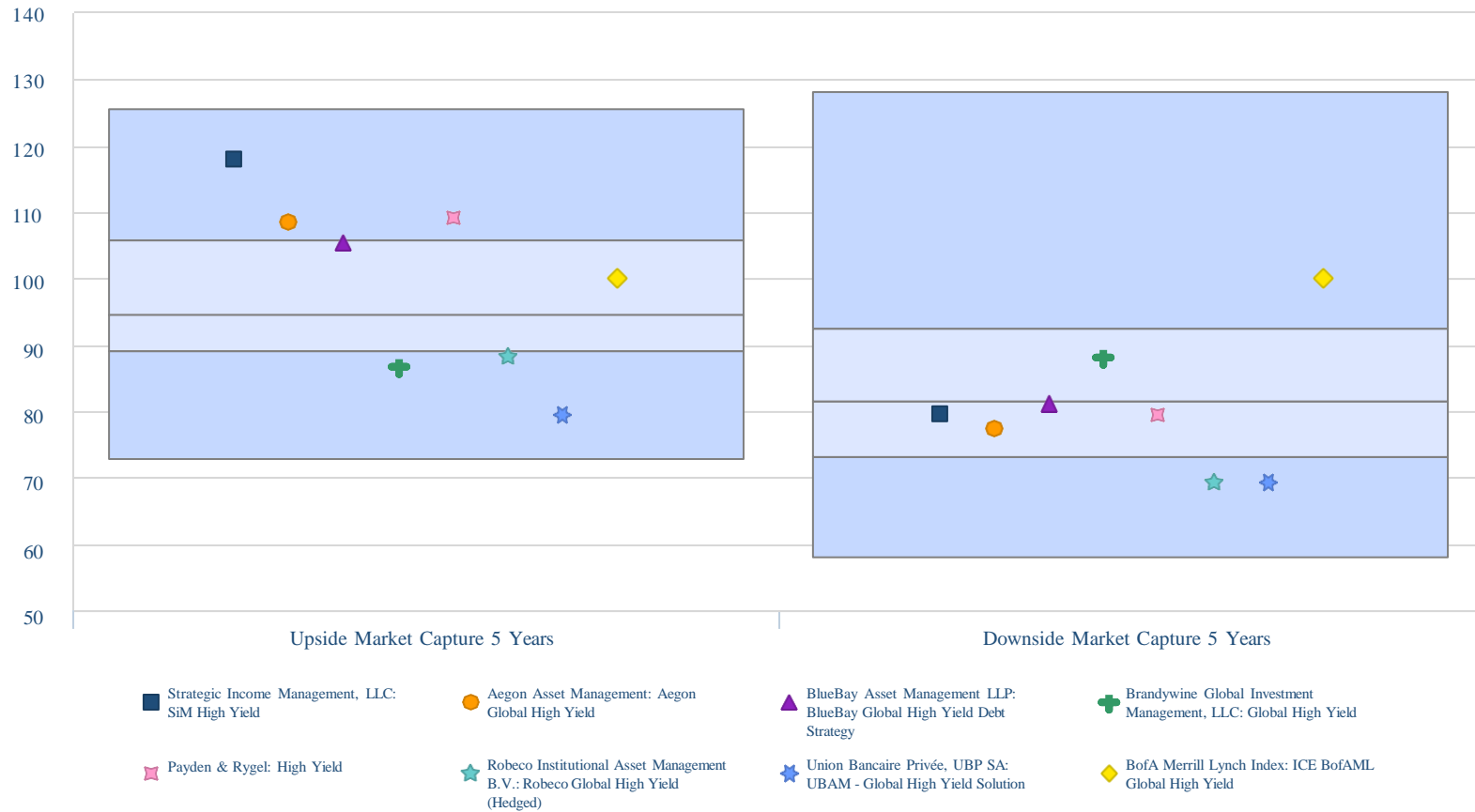
Source: eVestment
 Data quoted is past GROSS of fee performance and current performance may be lower or higher. Past performance is no guarantee of future results.
 Investment return and principal value of an investment will fluctuate

FOR INVESTMENT PROFESSIONAL USE ONLY



Upside- & Downside Market Capture 5 Years

SiM vs your Strategies, Benchmark and Peers



Universe: [eVestment Global High Yield Fixed Income](#)

Results displayed in USD using Spot Rate (SR).

ICE BofAML Global High Yield

Source: eVestment
 Data quoted is past GROSS of fee performance and current performance may be lower or higher. Past performance is no guarantee of future results.
 Investment return and principal value of an investment will fluctuate

FOR INVESTMENT PROFESSIONAL USE ONLY

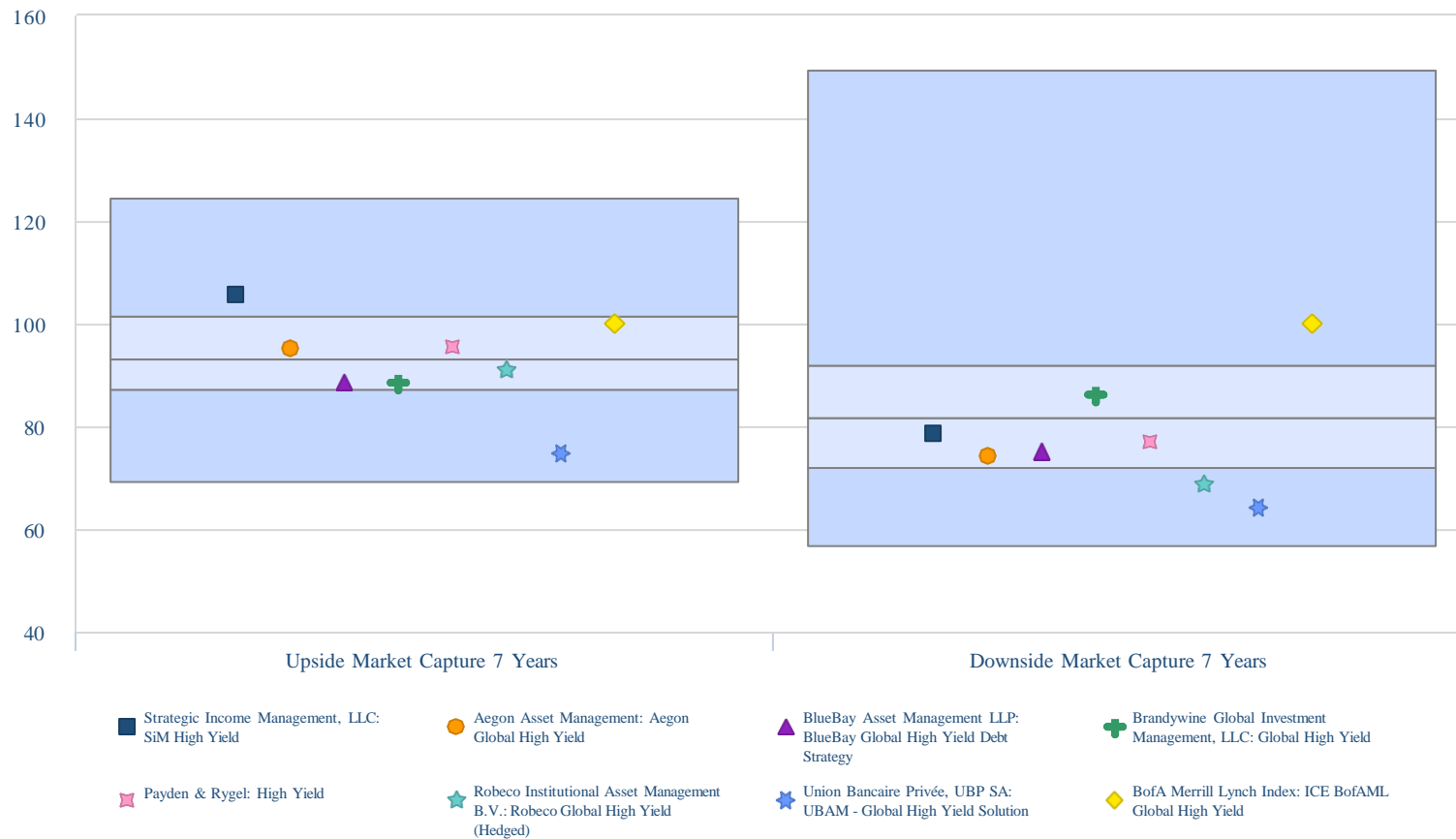


Candoris

Access to the world's best investment strategies.

Upside- & Downside Market Capture 7 Years

SiM vs your Strategies, Benchmark and Peers



Universe: [eVestment Global High Yield Fixed Income](#)

Results displayed in USD using Spot Rate (SR).

ICE BofAML Global High Yield

Source: eVestment
 Data quoted is past GROSS of fee performance and current performance may be lower or higher. Past performance is no guarantee of future results.
 Investment return and principal value of an investment will fluctuate

FOR INVESTMENT PROFESSIONAL USE ONLY

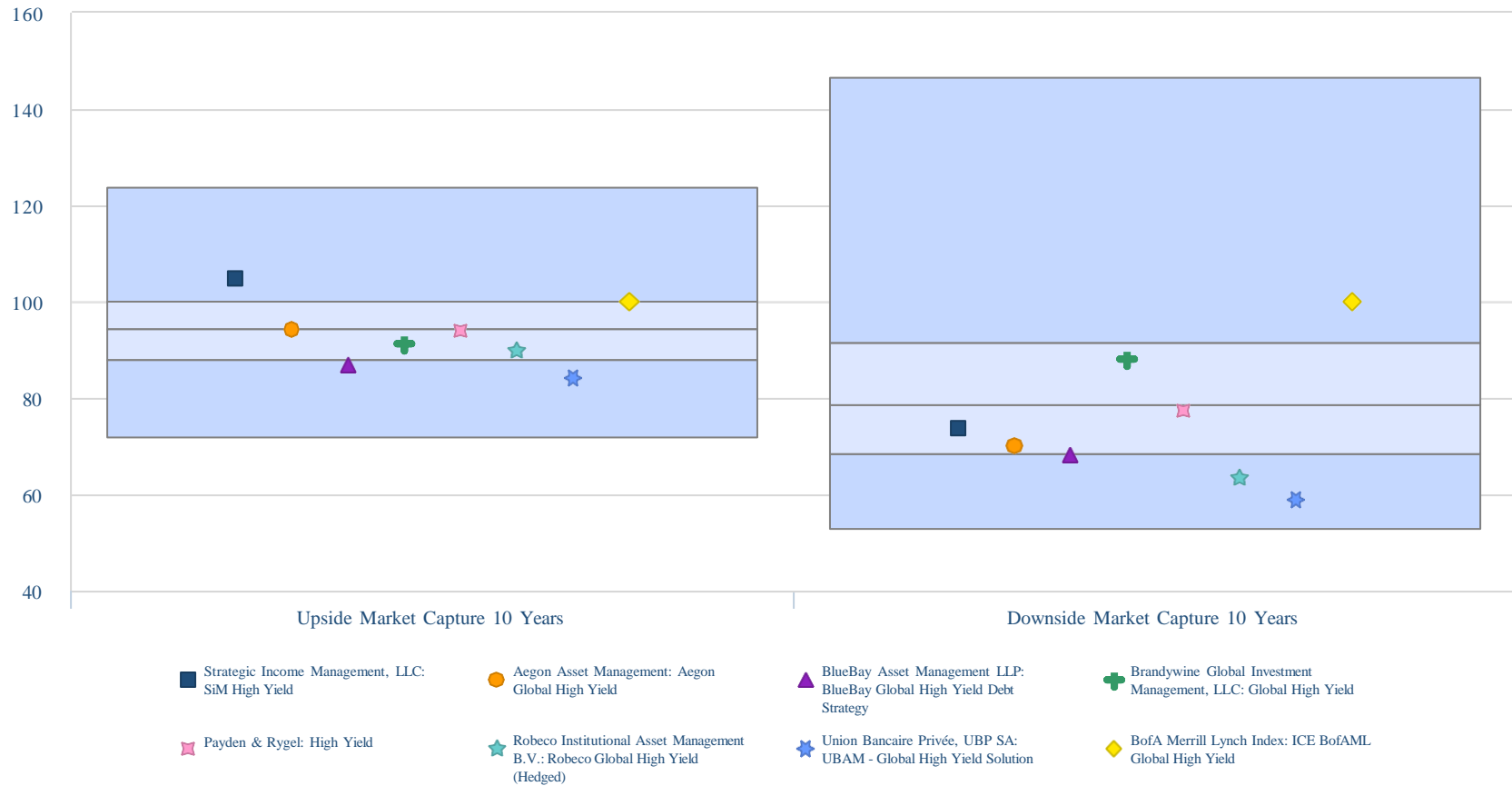


Candoris

Access to the world's best investment strategies.

Upside- & Downside Market Capture 10 Years

SiM vs your Strategies, Benchmark and Peers



Universe: [eVestment Global High Yield Fixed Income](#)

Results displayed in USD using Spot Rate (SR).

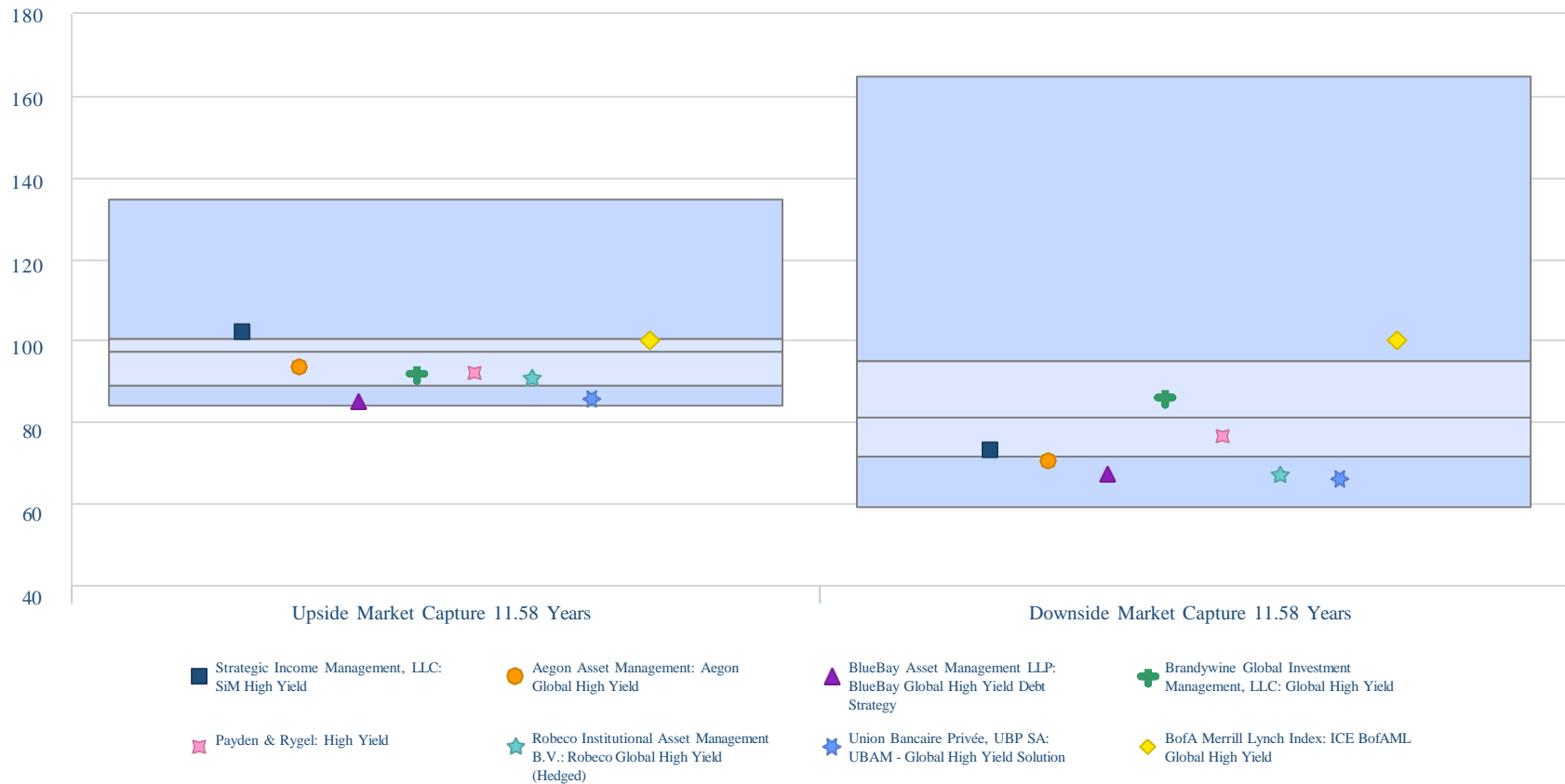
ICE BofAML Global High Yield

Source: eVestment
 Data quoted is past GROSS of fee performance and current performance may be lower or higher. Past performance is no guarantee of future results.
 Investment return and principal value of an investment will fluctuate

FOR INVESTMENT PROFESSIONAL USE ONLY

Upside- & Downside Market Capture Since Inception

SiM vs your Strategies, Benchmark and Peers



[Universe: eVestment Global High Yield Fixed Income](#)

Results displayed in USD using Spot Rate (SR).

ICE BofAML Global High Yield

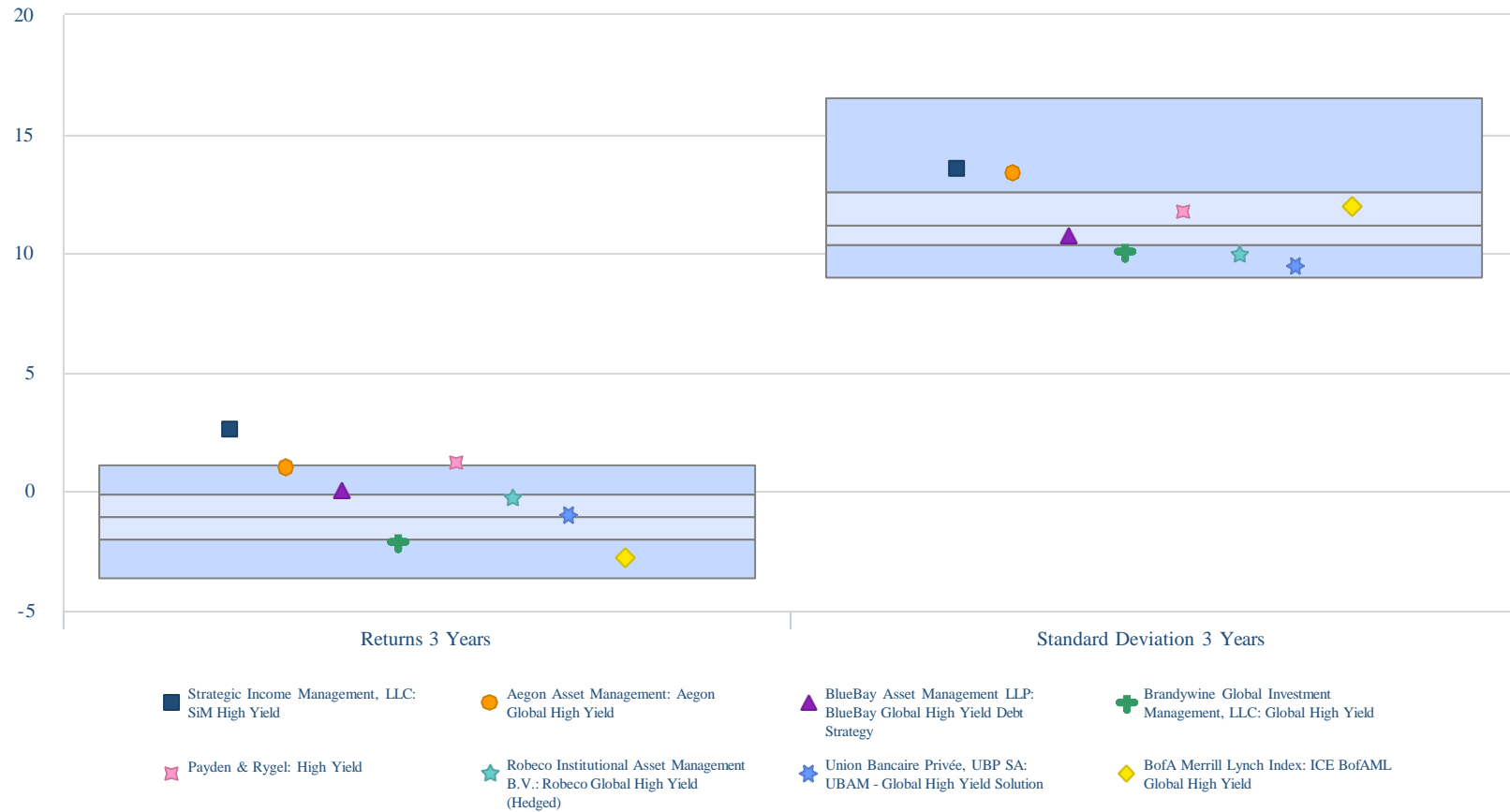
Source: eVestment
 Data quoted is past GROSS of fee performance and current performance may be lower or higher. Past performance is no guarantee of future results.
 Investment return and principal value of an investment will fluctuate

FOR INVESTMENT PROFESSIONAL USE ONLY



Returns and Standard Deviation 3 Years

SiM vs your Strategies, Benchmark and Peers



Universe: [eVestment Global High Yield Fixed Income](#)

Results displayed in USD using Spot Rate (SR).

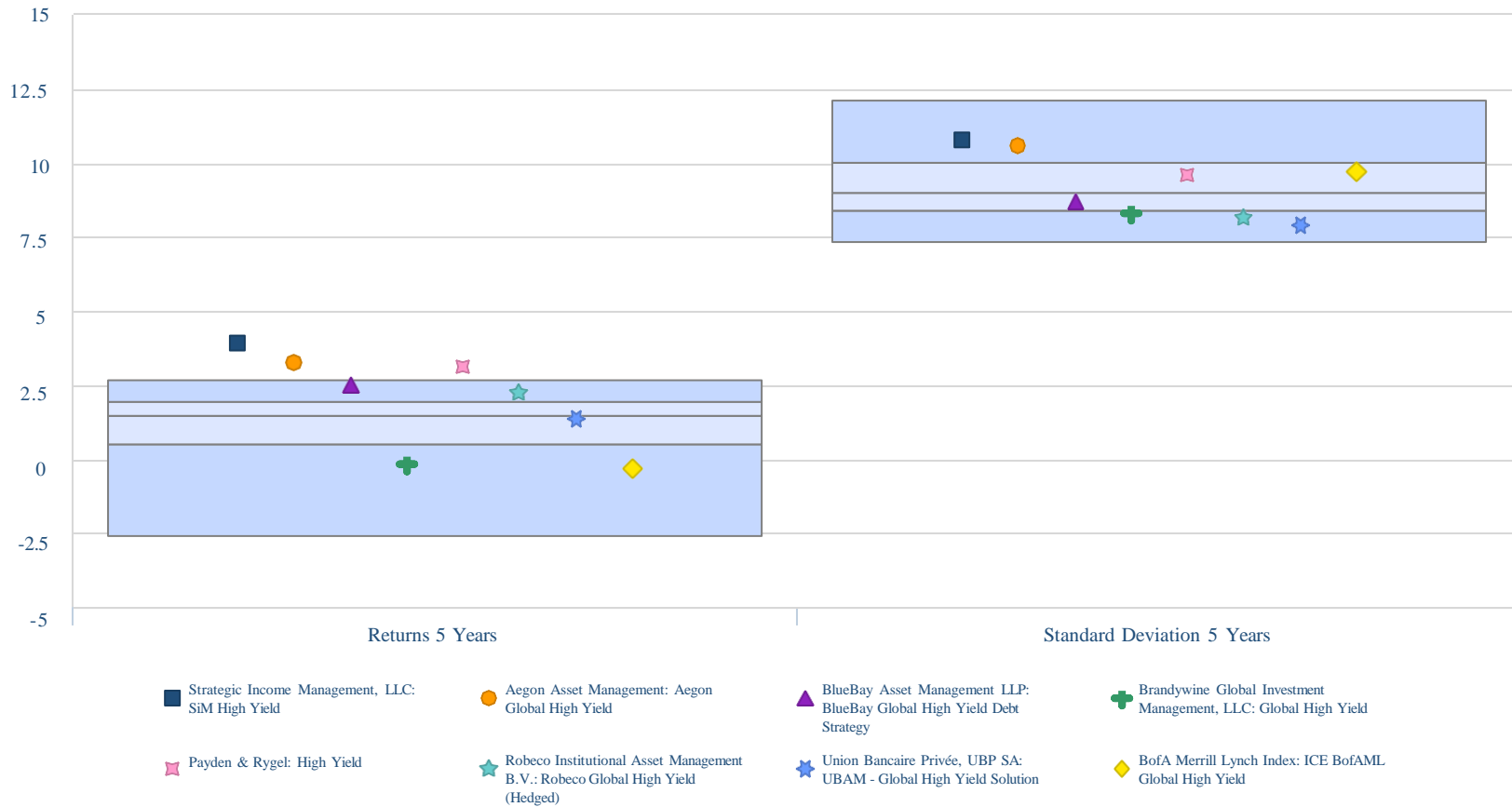
Source: eVestment
 Data quoted is past GROSS of fee performance and current performance may be lower or higher. Past performance is no guarantee of future results.
 Investment return and principal value of an investment will fluctuate

FOR INVESTMENT PROFESSIONAL USE ONLY



Returns and Standard Deviation 5 Years

SiM vs your Strategies, Benchmark and Peers



[Universe: eVestment Global High Yield Fixed Income](#)

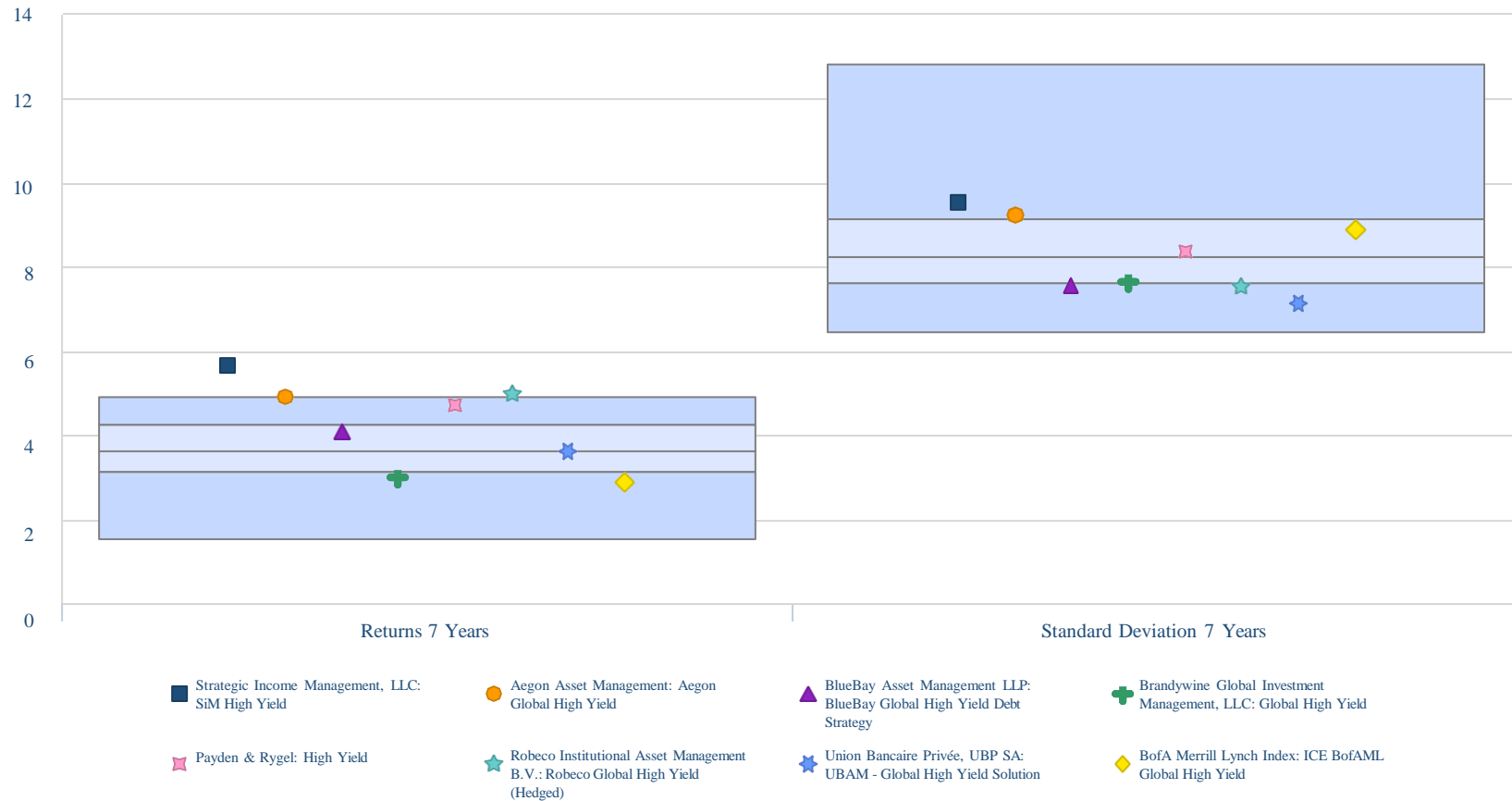
Results displayed in USD using Spot Rate (SR).

Source: eVestment
 Data quoted is past GROSS of fee performance and current performance may be lower or higher. Past performance is no guarantee of future results.
 Investment return and principal value of an investment will fluctuate

FOR INVESTMENT PROFESSIONAL USE ONLY

Returns and Standard Deviation 7 Years

SiM vs your Strategies, Benchmark and Peers



Universe: [eVestment Global High Yield Fixed Income](#)

Results displayed in USD using Spot Rate (SR).

Source: eVestment
 Data quoted is past GROSS of fee performance and current performance may be lower or higher. Past performance is no guarantee of future results.
 Investment return and principal value of an investment will fluctuate

FOR INVESTMENT PROFESSIONAL USE ONLY

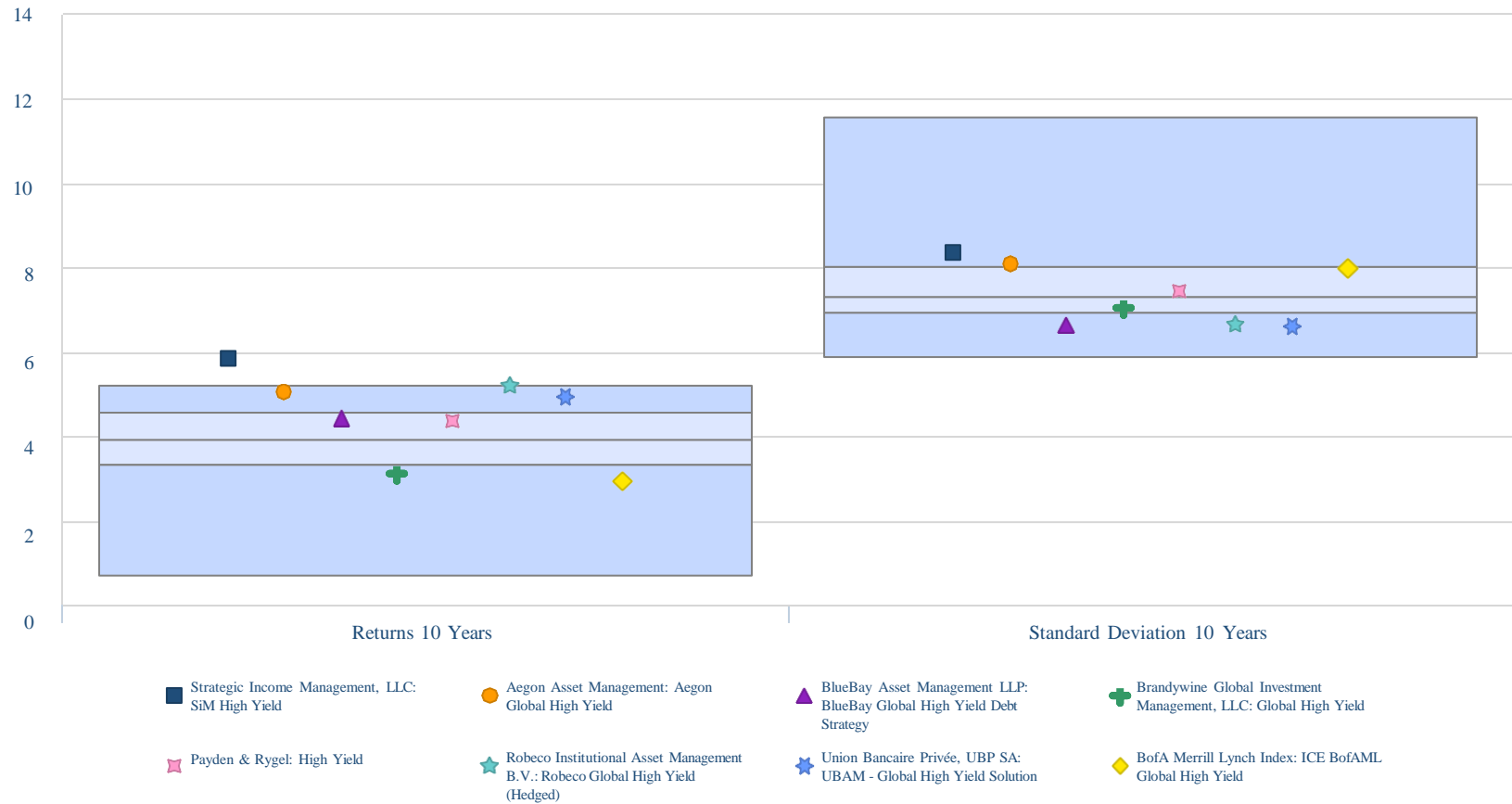


Candoris

Access to the world's best investment strategies.

Returns and Standard Deviation 10 Years

SiM vs your Strategies, Benchmark and Peers



Universe: [eVestment Global High Yield Fixed Income](#)

Results displayed in USD using Spot Rate (SR).

Source: eVestment
 Data quoted is past GROSS of fee performance and current performance may be lower or higher. Past performance is no guarantee of future results.
 Investment return and principal value of an investment will fluctuate

FOR INVESTMENT PROFESSIONAL USE ONLY

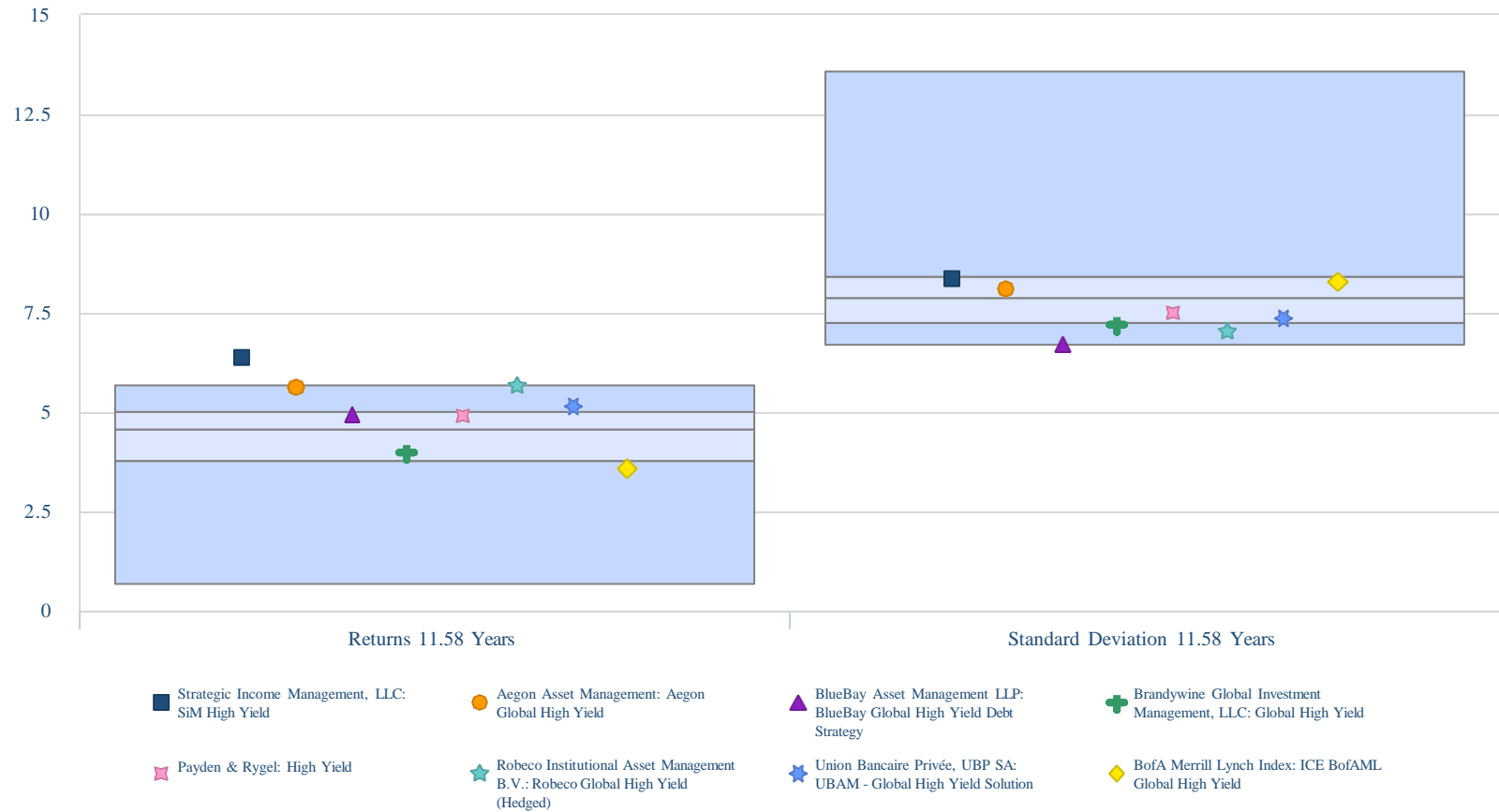


Candoris

Access to the world's best investment strategies.

Returns and Standard Deviation Since Inception

SiM vs your Strategies, Benchmark and Peers



Universe: [eVestment Global High Yield Fixed Income](#)

Results displayed in USD using Spot Rate (SR).

Source: eVestment
 Data quoted is past GROSS of fee performance and current performance may be lower or higher. Past performance is no guarantee of future results.
 Investment return and principal value of an investment will fluctuate

FOR INVESTMENT PROFESSIONAL USE ONLY

Jensen Alpha & Tracking Error 3 Years

SiM vs your Strategies, Benchmark and Peers



[Universe: eVestment Global High Yield Fixed Income](#)

Results displayed in USD using Spot Rate (SR).

¹ICE BofAML Global High Yield; ²FTSE 3-Month T-Bill

Source: eVestment
Data quoted is past GROSS of fee performance and current performance may be lower or higher. Past performance is no guarantee of future results.
Investment return and principal value of an investment will fluctuate

FOR INVESTMENT PROFESSIONAL USE ONLY

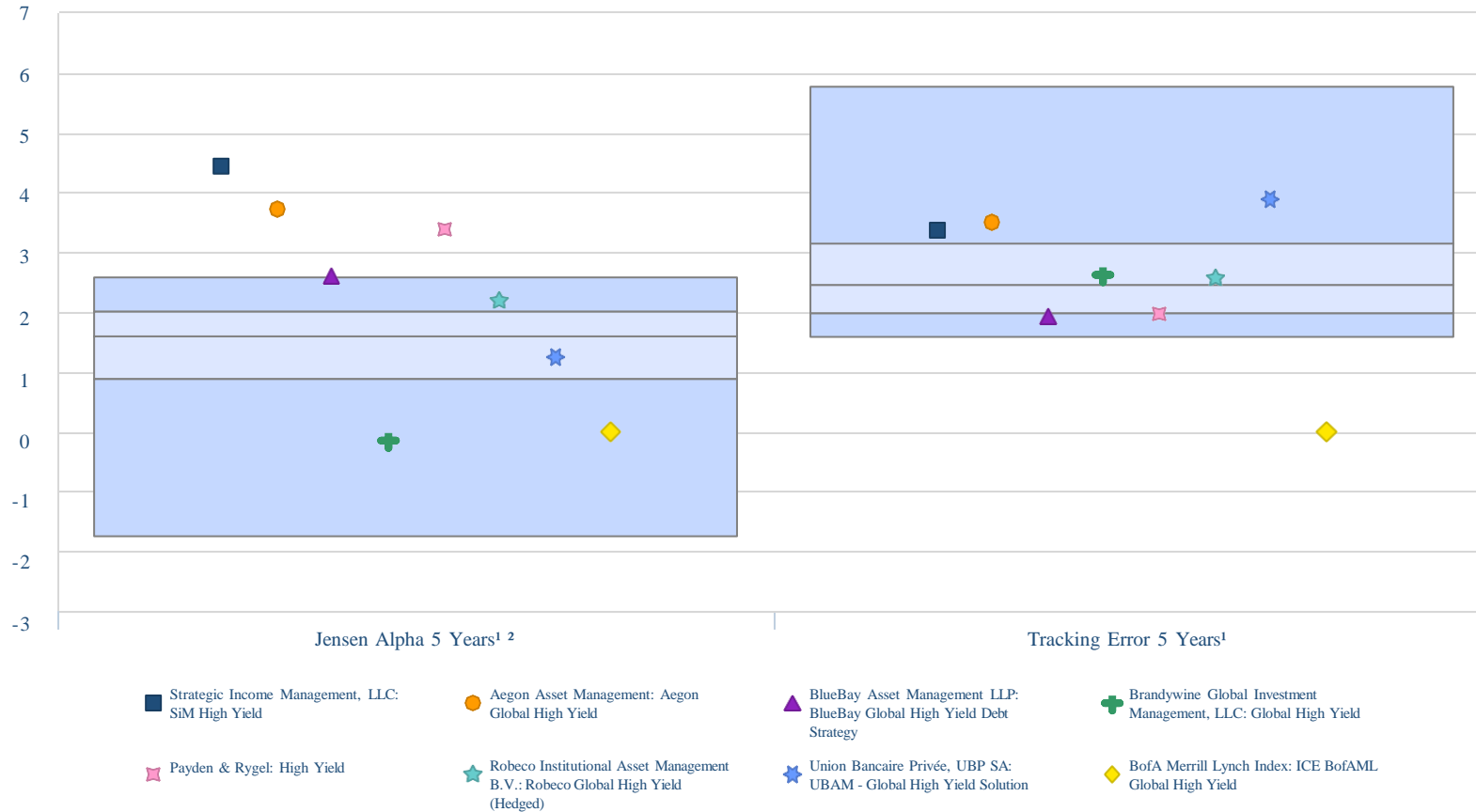


Candoris

Access to the world's best investment strategies.

Jensen Alpha & Tracking Error 5 Years

SiM vs your Strategies, Benchmark and Peers



Universe: [eVestment Global High Yield Fixed Income](#)

Results displayed in USD using Spot Rate (SR).

¹ICE BofAML Global High Yield; ²FTSE 3-Month T-Bill

Source: eVestment
 Data quoted is past GROSS of fee performance and current performance may be lower or higher. Past performance is no guarantee of future results.
 Investment return and principal value of an investment will fluctuate

FOR INVESTMENT PROFESSIONAL USE ONLY

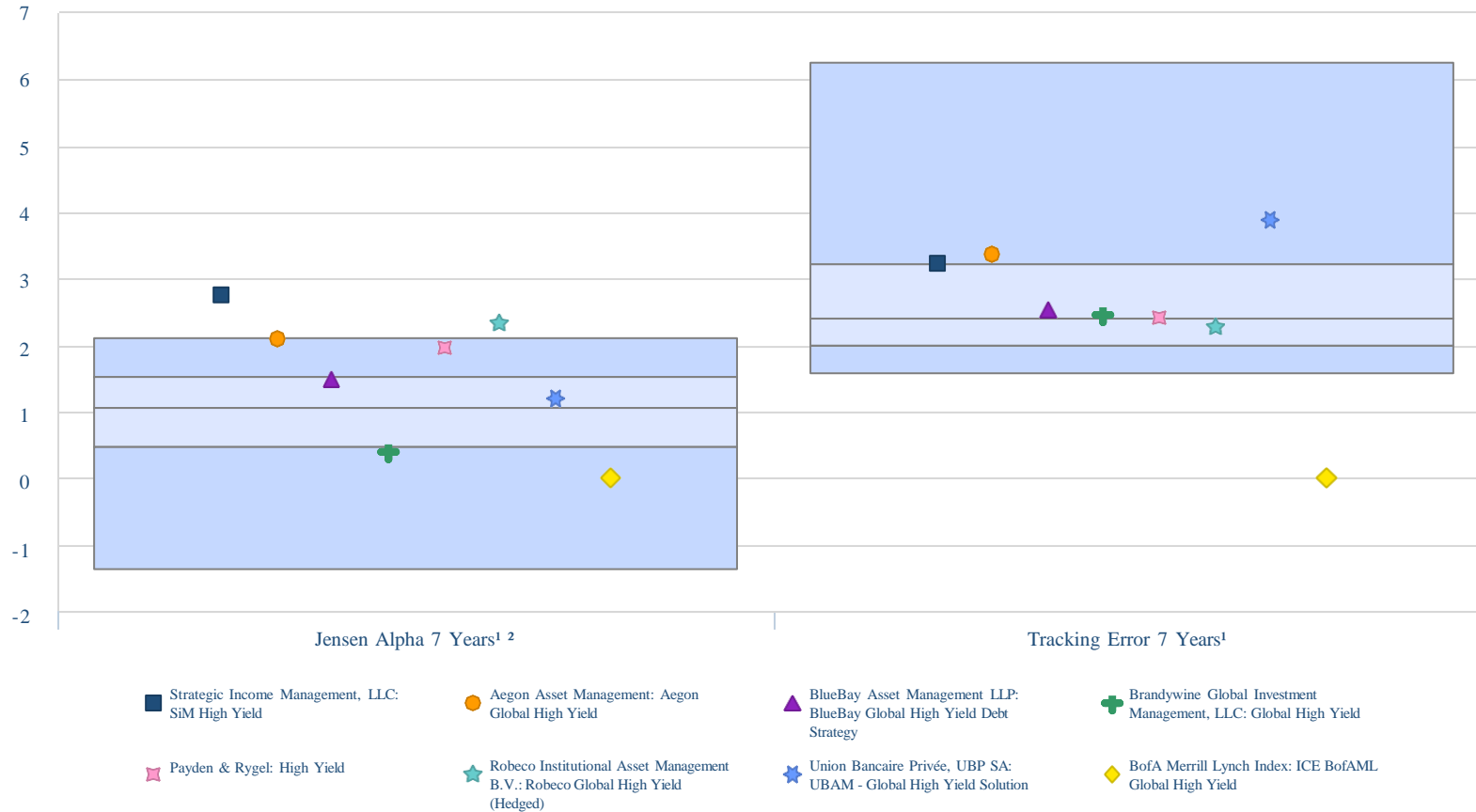


Candoris

Access to the world's best investment strategies.

Jensen Alpha & Tracking Error 7 Years

SiM vs your Strategies, Benchmark and Peers



Universe: [eVestment Global High Yield Fixed Income](#)

Results displayed in USD using Spot Rate (SR).

¹ICE BofAML Global High Yield; ²FTSE 3-Month T-Bill

Source: eVestment
 Data quoted is past GROSS of fee performance and current performance may be lower or higher. Past performance is no guarantee of future results.
 Investment return and principal value of an investment will fluctuate

FOR INVESTMENT PROFESSIONAL USE ONLY

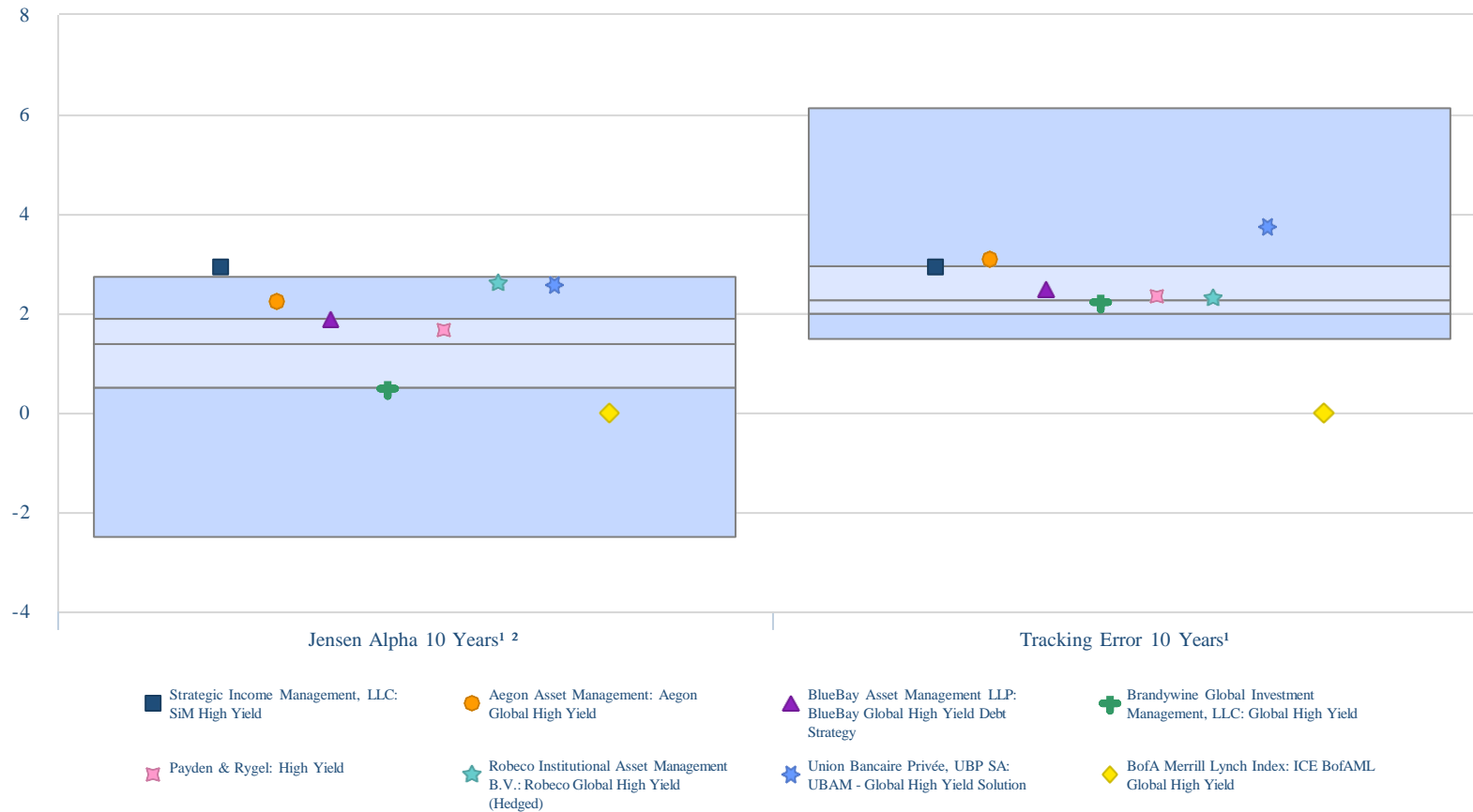


Candoris

Access to the world's best investment strategies.

Jensen Alpha & Tracking Error 10 Years

SiM vs your Strategies, Benchmark and Peers



Universe: [eVestment Global High Yield Fixed Income](#)

Results displayed in USD using Spot Rate (SR).

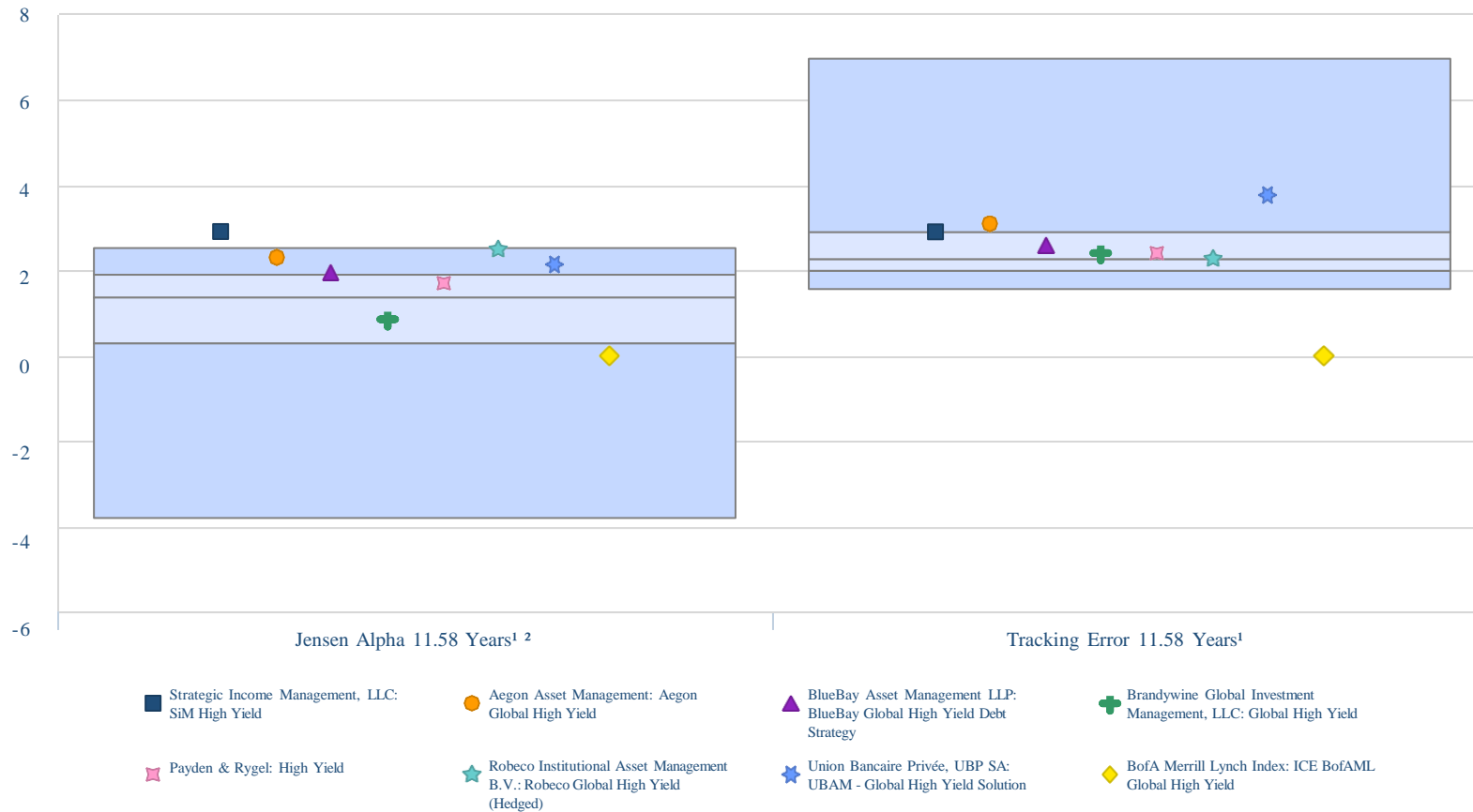
¹ICE BofAML Global High Yield; ²FTSE 3-Month T-Bill

Source: eVestment
 Data quoted is past GROSS of fee performance and current performance may be lower or higher. Past performance is no guarantee of future results.
 Investment return and principal value of an investment will fluctuate

FOR INVESTMENT PROFESSIONAL USE ONLY

Jensen Alpha & Tracking Error Since Inception

SiM vs your Strategies, Benchmark and Peers



Universe: [eVestment Global High Yield Fixed Income](#)

Results displayed in USD using Spot Rate (SR).

¹ICE BofAML Global High Yield; ²FTSE 3-Month T-Bill

Source: eVestment
 Data quoted is past GROSS of fee performance and current performance may be lower or higher. Past performance is no guarantee of future results.
 Investment return and principal value of an investment will fluctuate

FOR INVESTMENT PROFESSIONAL USE ONLY

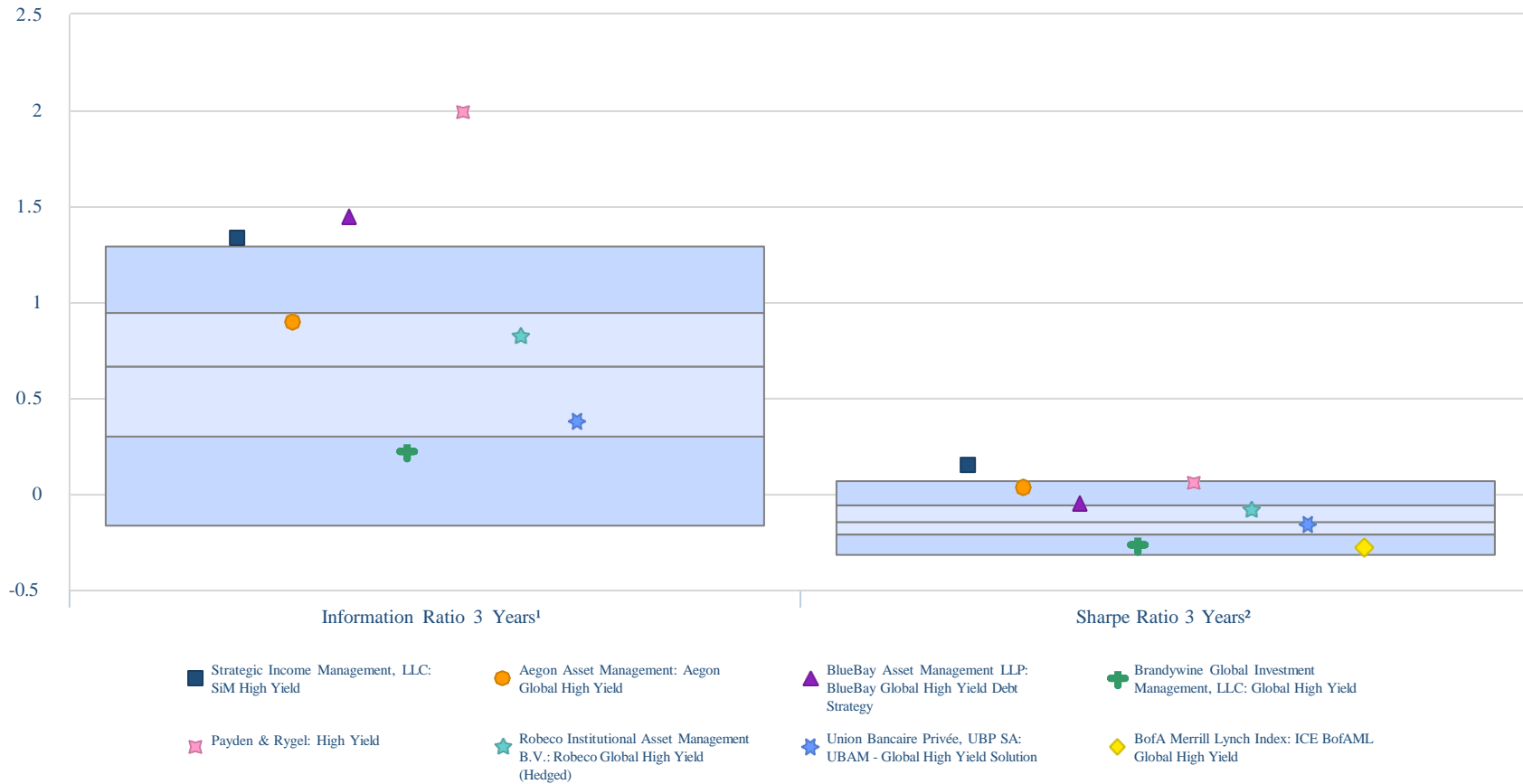


Candoris

Access to the world's best investment strategies.

Information- & Sharpe Ratio 3 Years

SiM vs your Strategies, Benchmark and Peers



Universe: [eVestment Global High Yield Fixed Income](#)

Results displayed in USD using Spot Rate (SR).

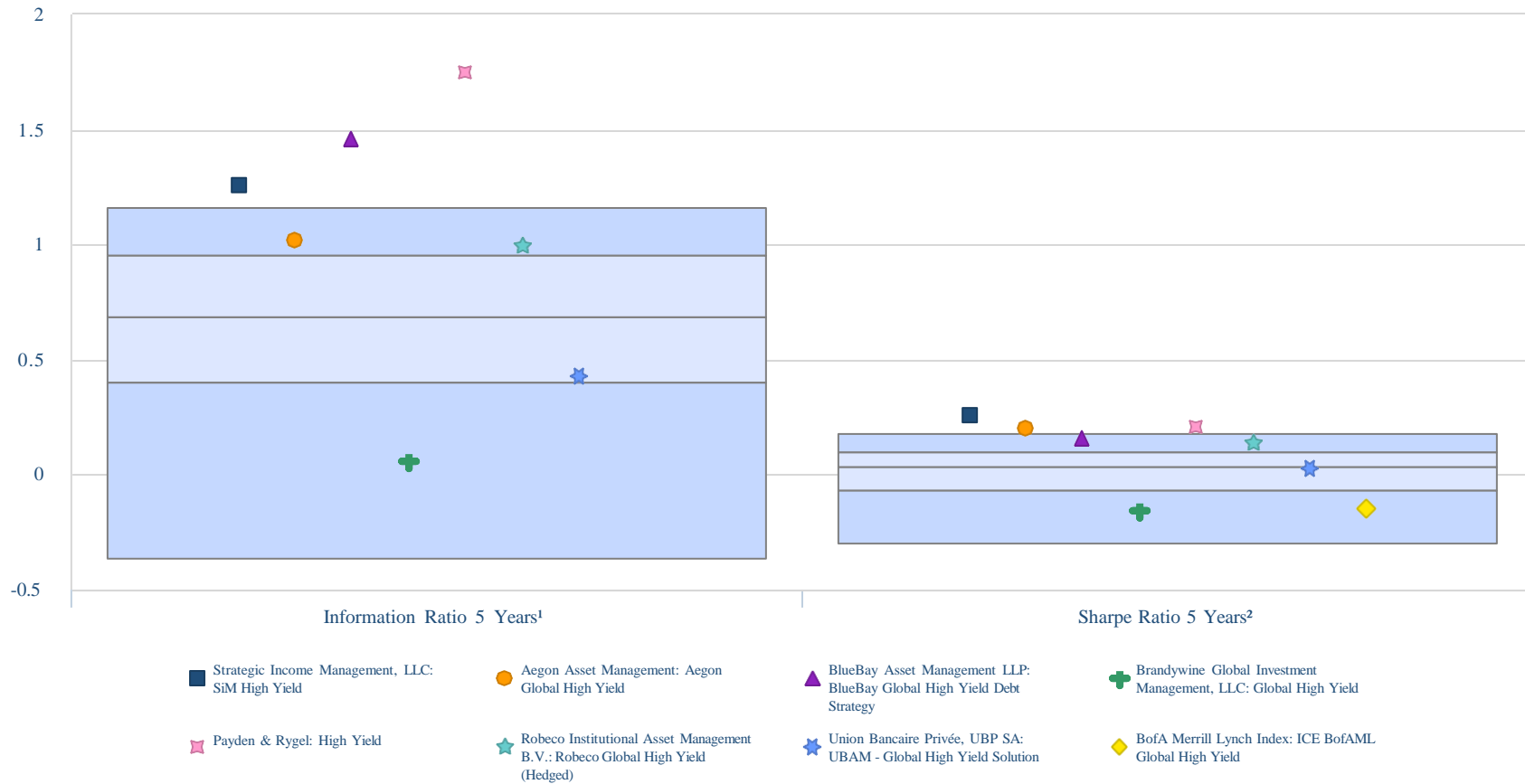
¹ICE BofAML Global High Yield; ²FTSE 3-Month T-Bill

Source: eVestment
 Data quoted is past GROSS of fee performance and current performance may be lower or higher. Past performance is no guarantee of future results.
 Investment return and principal value of an investment will fluctuate

FOR INVESTMENT PROFESSIONAL USE ONLY

Information- & Sharpe Ratio 5 Years

SiM vs your Strategies, Benchmark and Peers



Universe: [eVestment Global High Yield Fixed Income](#)

Results displayed in USD using Spot Rate (SR).

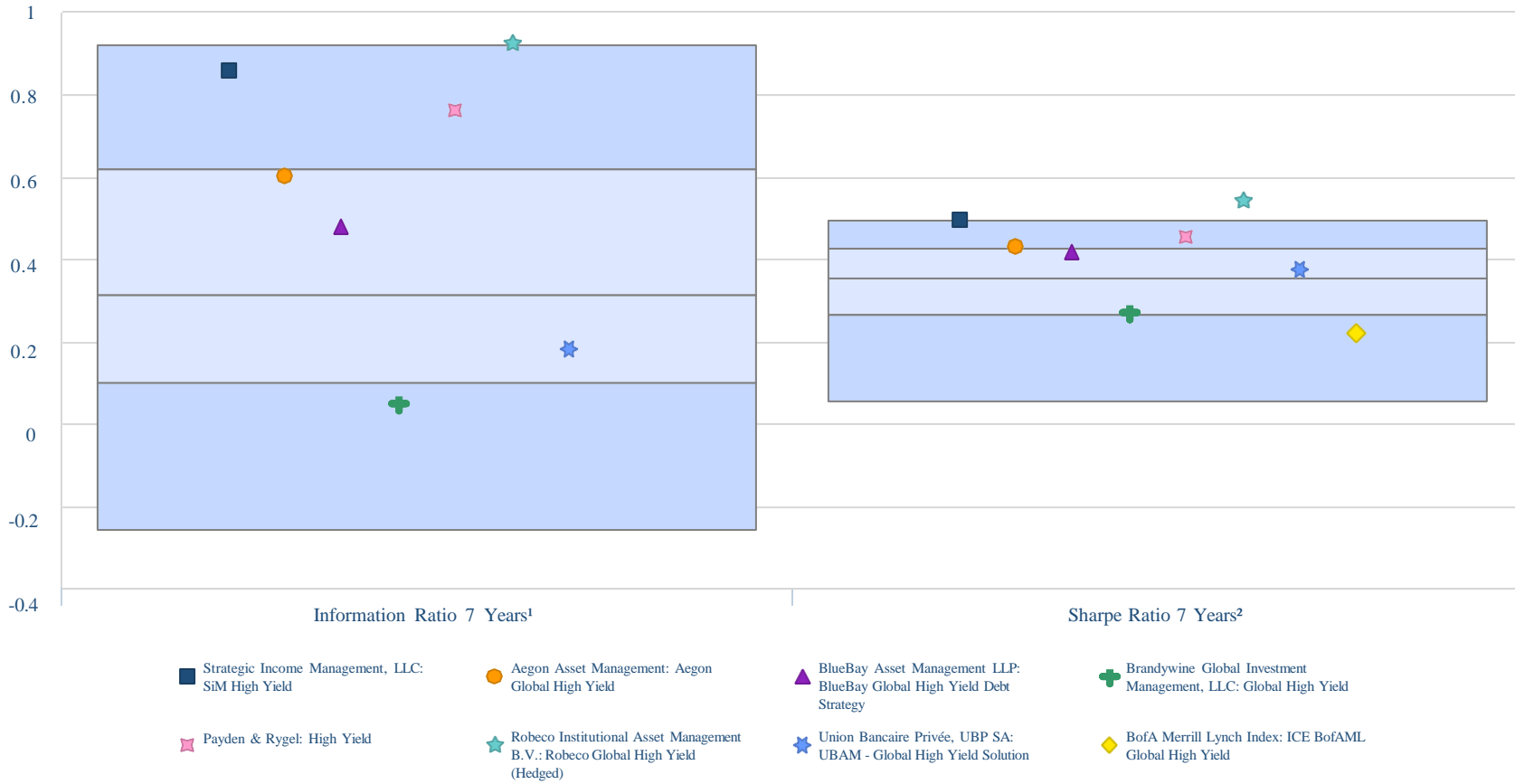
¹ICE BofAML Global High Yield; ²FTSE 3-Month T-Bill

Source: eVestment
 Data quoted is past GROSS of fee performance and current performance may be lower or higher. Past performance is no guarantee of future results.
 Investment return and principal value of an investment will fluctuate

FOR INVESTMENT PROFESSIONAL USE ONLY

Information- & Sharpe Ratio 7 Years

SiM vs your Strategies, Benchmark and Peers



Universe: [eVestment Global High Yield Fixed Income](#)

Results displayed in USD using Spot Rate (SR).

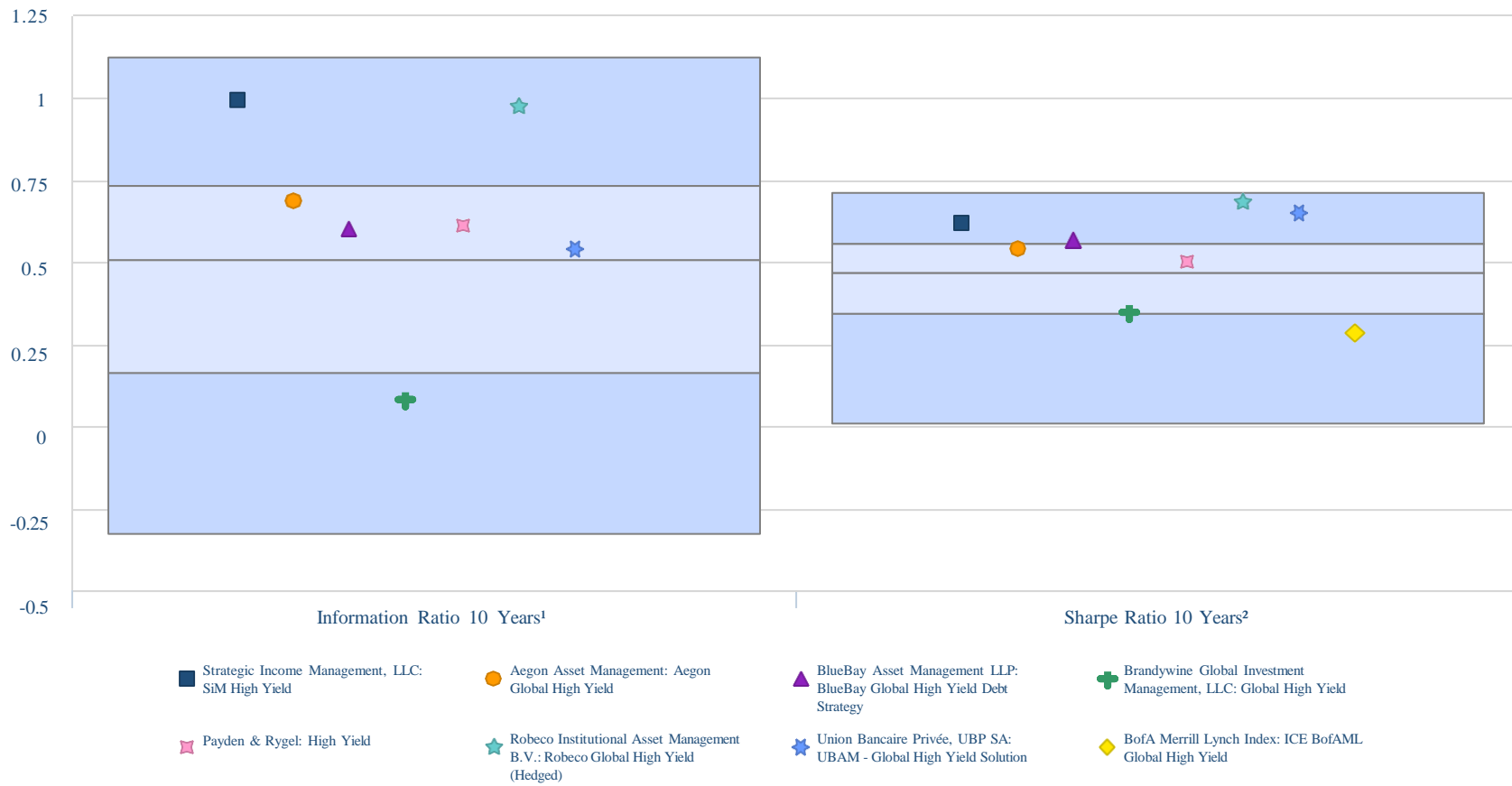
¹ICE BofAML Global High Yield; ²FTSE 3-Month T-Bill

Source: eVestment
 Data quoted is past GROSS of fee performance and current performance may be lower or higher. Past performance is no guarantee of future results.
 Investment return and principal value of an investment will fluctuate

FOR INVESTMENT PROFESSIONAL USE ONLY

Information- & Sharpe Ratio 10 Years

SiM vs your Strategies, Benchmark and Peers



Universe: [eVestment Global High Yield Fixed Income](#)

Results displayed in USD using Spot Rate (SR).

¹ICE BofAML Global High Yield; ²FTSE 3-Month T-Bill

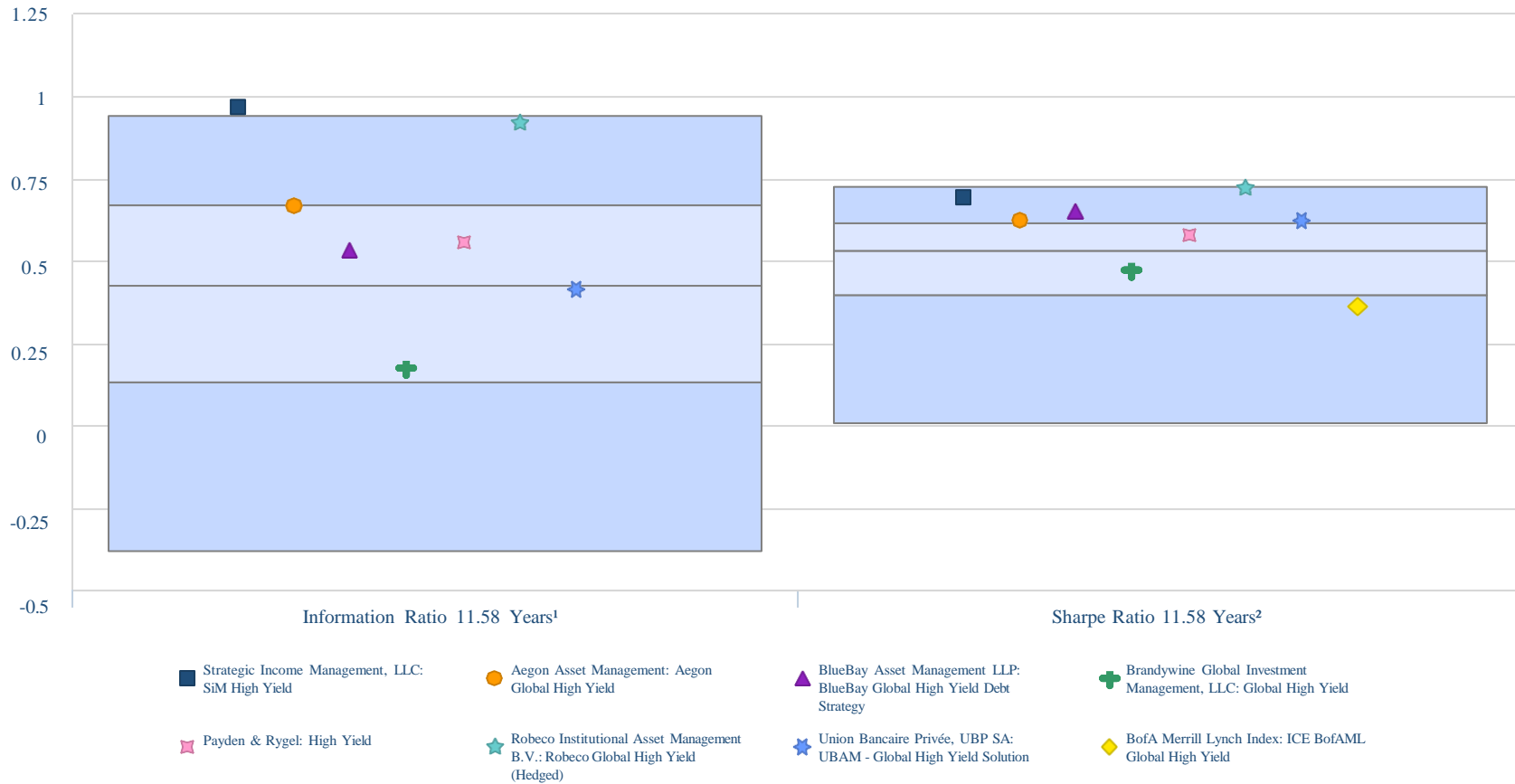
Source: eVestment
 Data quoted is past GROSS of fee performance and current performance may be lower or higher. Past performance is no guarantee of future results.
 Investment return and principal value of an investment will fluctuate

FOR INVESTMENT PROFESSIONAL USE ONLY



Information- & Sharpe Ratio Since Inception

SiM vs your Strategies, Benchmark and Peers



Universe: [eVestment Global High Yield Fixed Income](#)

Results displayed in USD using Spot Rate (SR).

¹ICE BofAML Global High Yield; ²FTSE 3-Month T-Bill

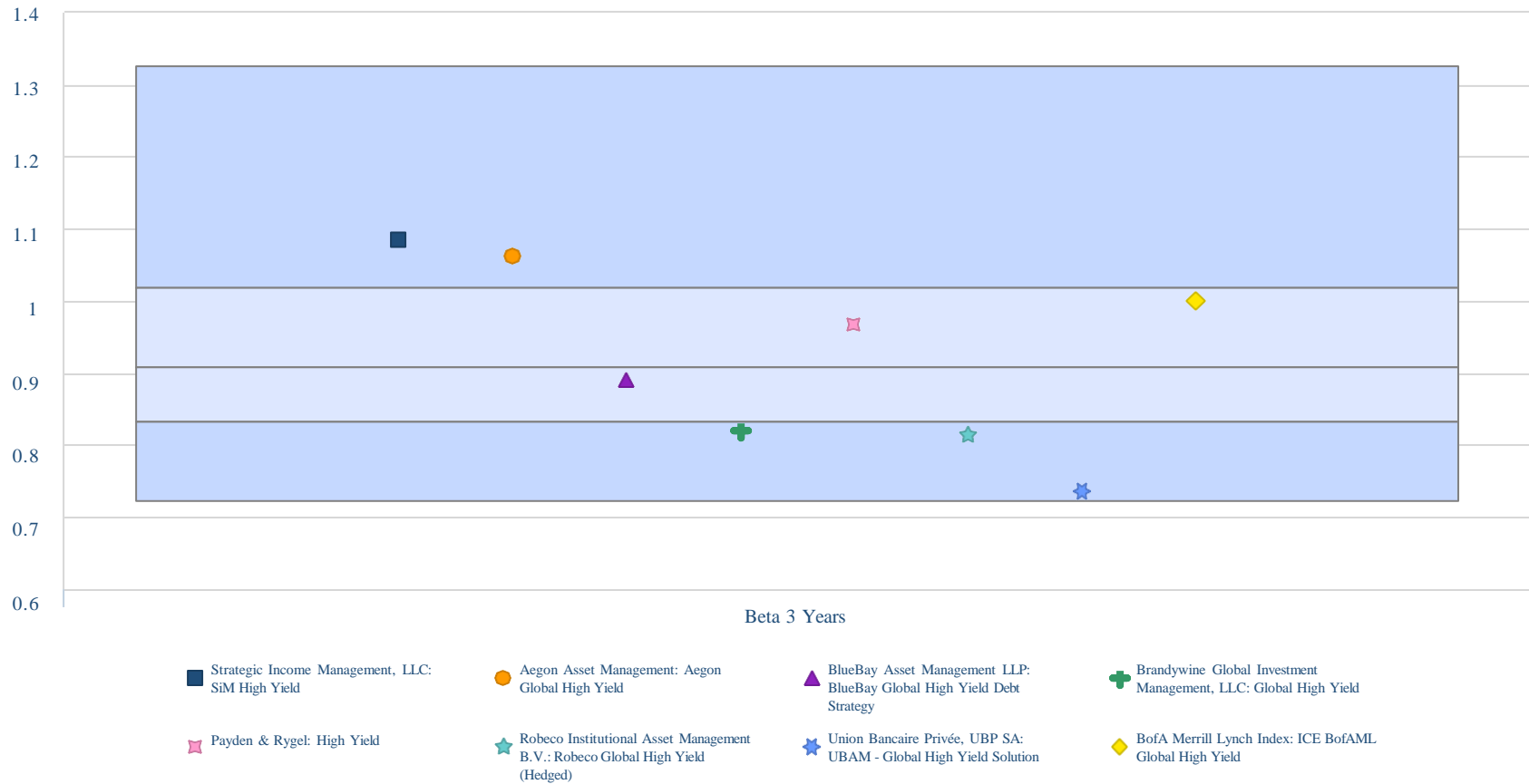
Source: eVestment
 Data quoted is past GROSS of fee performance and current performance may be lower or higher. Past performance is no guarantee of future results.
 Investment return and principal value of an investment will fluctuate

FOR INVESTMENT PROFESSIONAL USE ONLY



Beta 3 Years

SiM vs your Strategies, Benchmark and Peers



Universe: [eVestment Global High Yield Fixed Income](#)

Results displayed in USD using Spot Rate (SR).

ICE BofAML Global High Yield

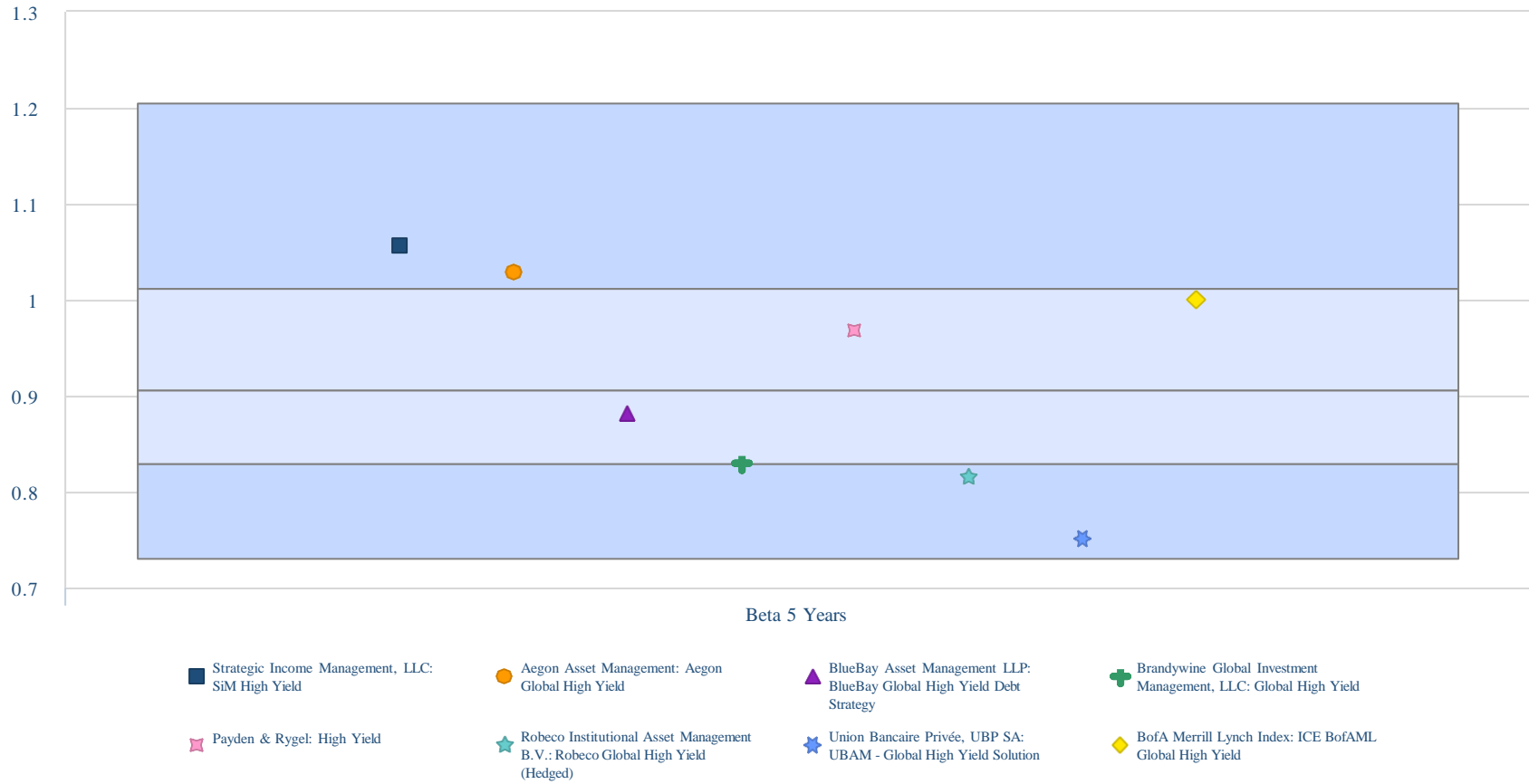
Source: eVestment
 Data quoted is past GROSS of fee performance and current performance may be lower or higher. Past performance is no guarantee of future results.
 Investment return and principal value of an investment will fluctuate

FOR INVESTMENT PROFESSIONAL USE ONLY



Beta 5 Years

SiM vs your Strategies, Benchmark and Peers



Universe: [eVestment Global High Yield Fixed Income](#)

Results displayed in USD using Spot Rate (SR).

ICE BofAML Global High Yield

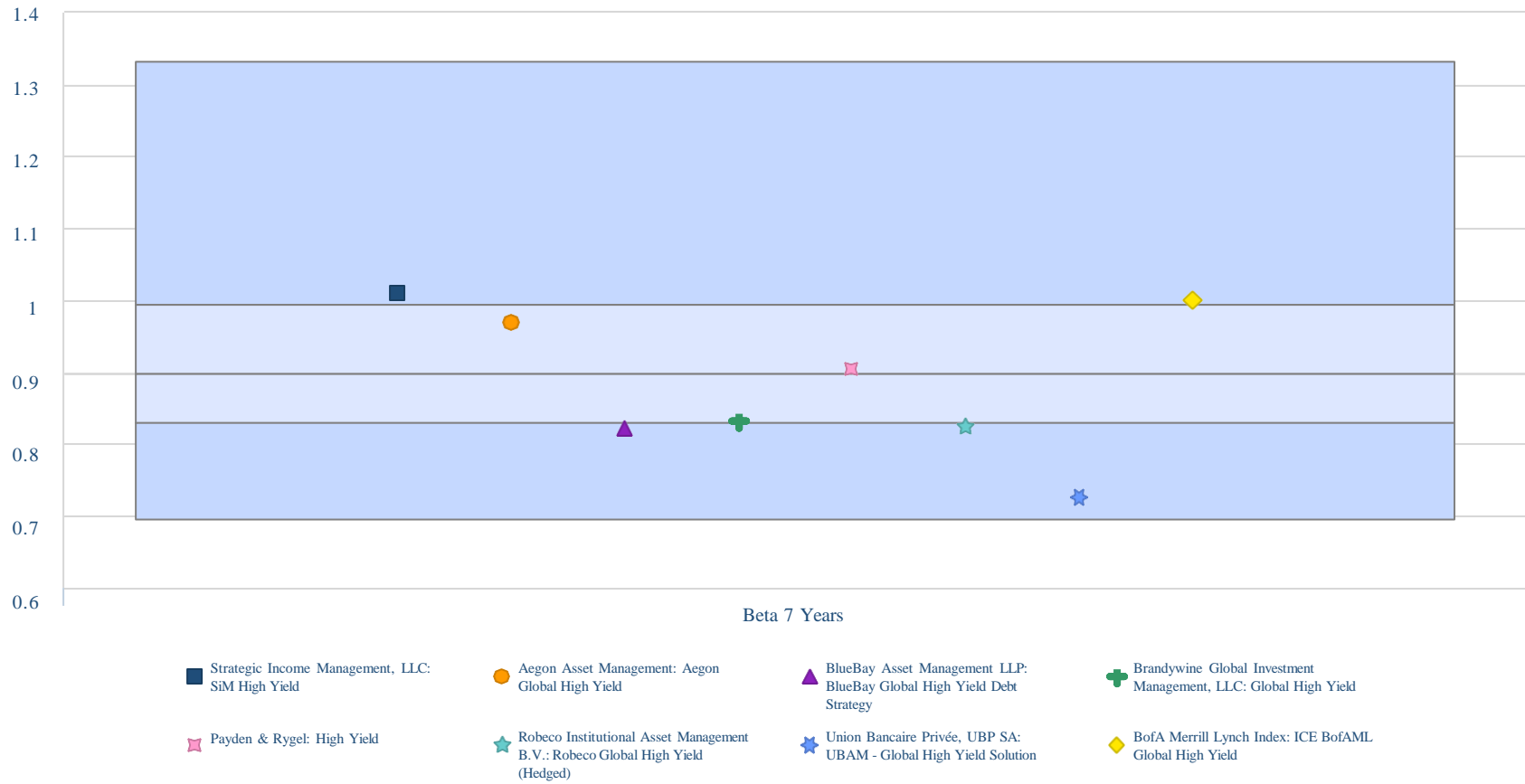
Source: eVestment
 Data quoted is past GROSS of fee performance and current performance may be lower or higher. Past performance is no guarantee of future results.
 Investment return and principal value of an investment will fluctuate

FOR INVESTMENT PROFESSIONAL USE ONLY



Beta 7 Years

SiM vs your Strategies, Benchmark and Peers



Universe: [eVestment Global High Yield Fixed Income](#)

Results displayed in USD using Spot Rate (SR).

ICE BofAML Global High Yield

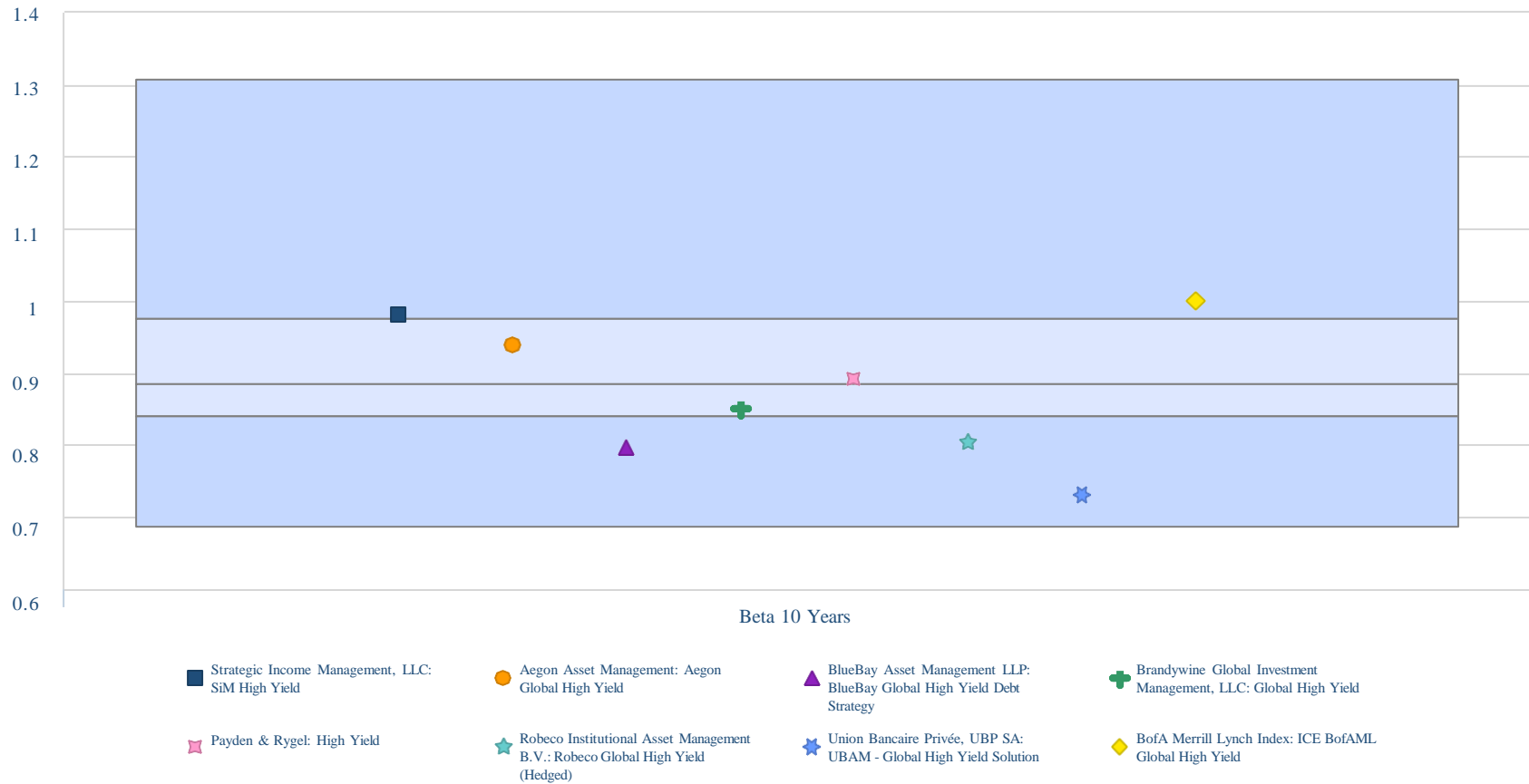
Source: eVestment
 Data quoted is past GROSS of fee performance and current performance may be lower or higher. Past performance is no guarantee of future results.
 Investment return and principal value of an investment will fluctuate

FOR INVESTMENT PROFESSIONAL USE ONLY



Beta 10 Years

SiM vs your Strategies, Benchmark and Peers



Universe: [eVestment Global High Yield Fixed Income](#)

Results displayed in USD using Spot Rate (SR).

ICE BofAML Global High Yield

Source: eVestment
 Data quoted is past GROSS of fee performance and current performance may be lower or higher. Past performance is no guarantee of future results.
 Investment return and principal value of an investment will fluctuate

FOR INVESTMENT PROFESSIONAL USE ONLY

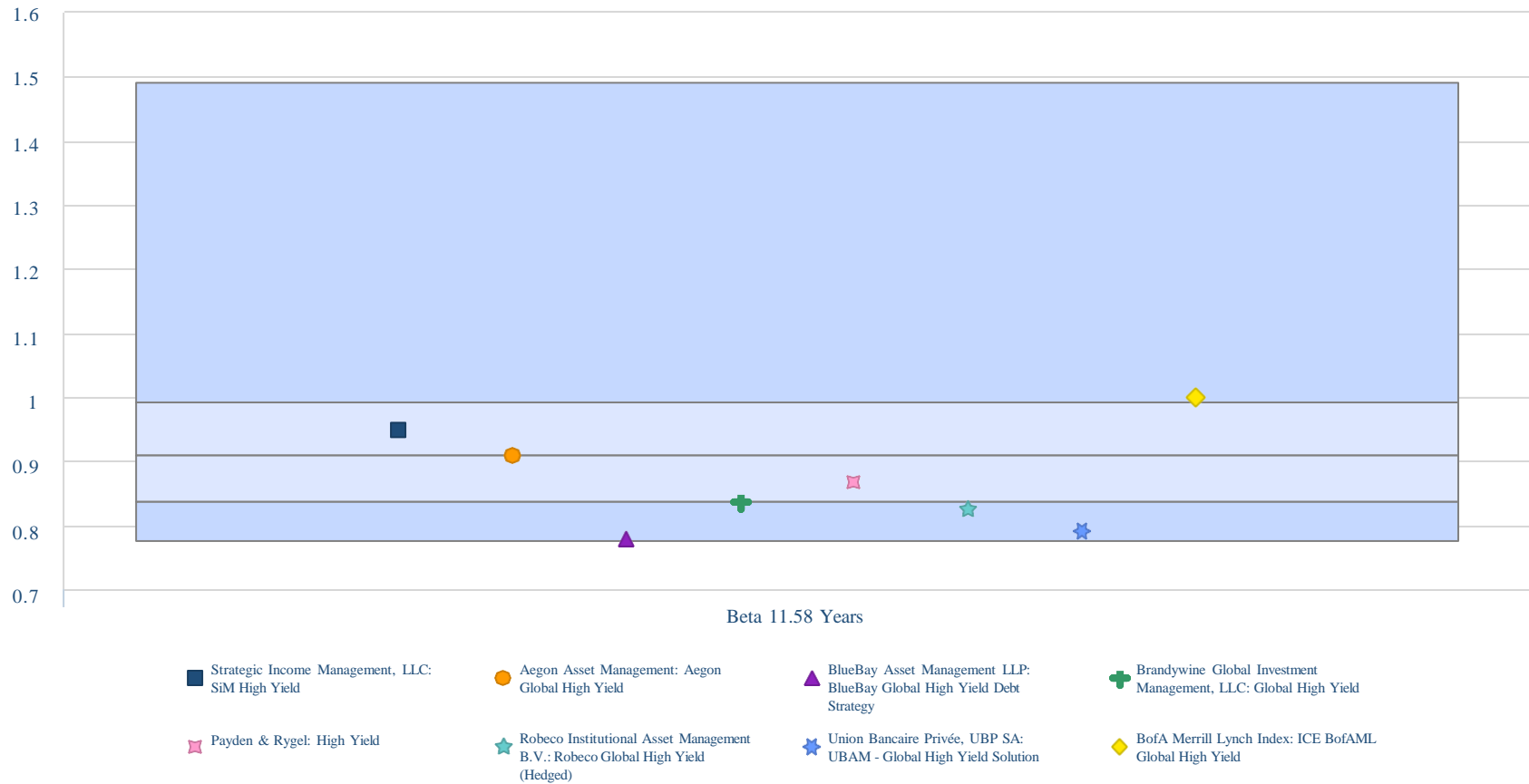


Candoris

Access to the world's best investment strategies.

Beta Since Inception

SiM vs your Strategies, Benchmark and Peers



Universe: [eVestment Global High Yield Fixed Income](#)

Results displayed in USD using Spot Rate (SR).

ICE BofAML Global High Yield

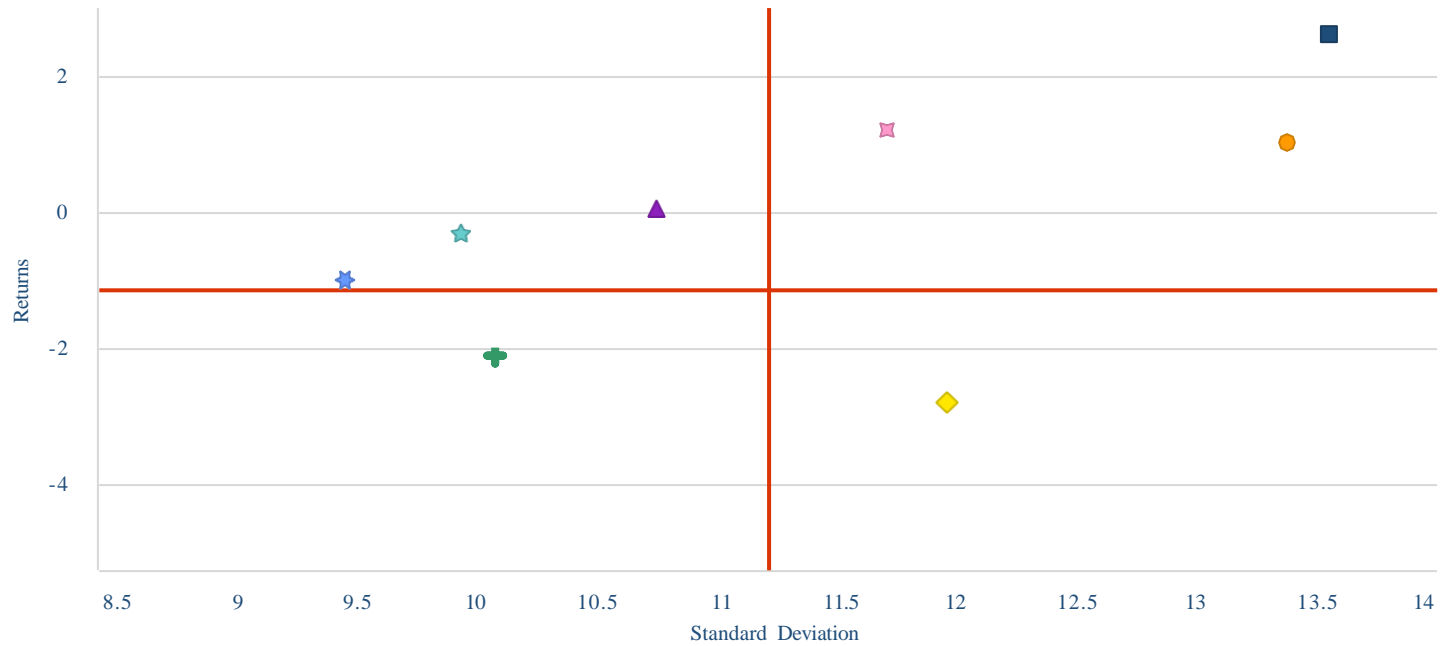
Source: eVestment
 Data quoted is past GROSS of fee performance and current performance may be lower or higher. Past performance is no guarantee of future results.
 Investment return and principal value of an investment will fluctuate

FOR INVESTMENT PROFESSIONAL USE ONLY



Scatter Risk/Return 3 Years

SiM vs your Strategies, Benchmark and Peers



- Strategic Income Management, LLC: SiM High Yield
- Aegon Asset Management: Aegon Global High Yield
- BlueBay Asset Management LLP: BlueBay Global High Yield Debt Strategy
- Brandywine Global Investment Management, LLC: Global High Yield
- Payden & Rygel: High Yield
- Robeco Institutional Asset Management B.V.: Robeco Global High Yield (Hedged)
- Union Bancaire Privée, UBP SA: UBAM - Global High Yield Solution
- BofA Merrill Lynch Index: ICE BofAML Global High Yield
- Global High Yield Fixed Income

Universe: [eVestment Global High Yield Fixed Income](#)

Results displayed in USD using Spot Rate (SR).

Source: eVestment
 Data quoted is past GROSS of fee performance and current performance may be lower or higher. Past performance is no guarantee of future results.
 Investment return and principal value of an investment will fluctuate

FOR INVESTMENT PROFESSIONAL USE ONLY

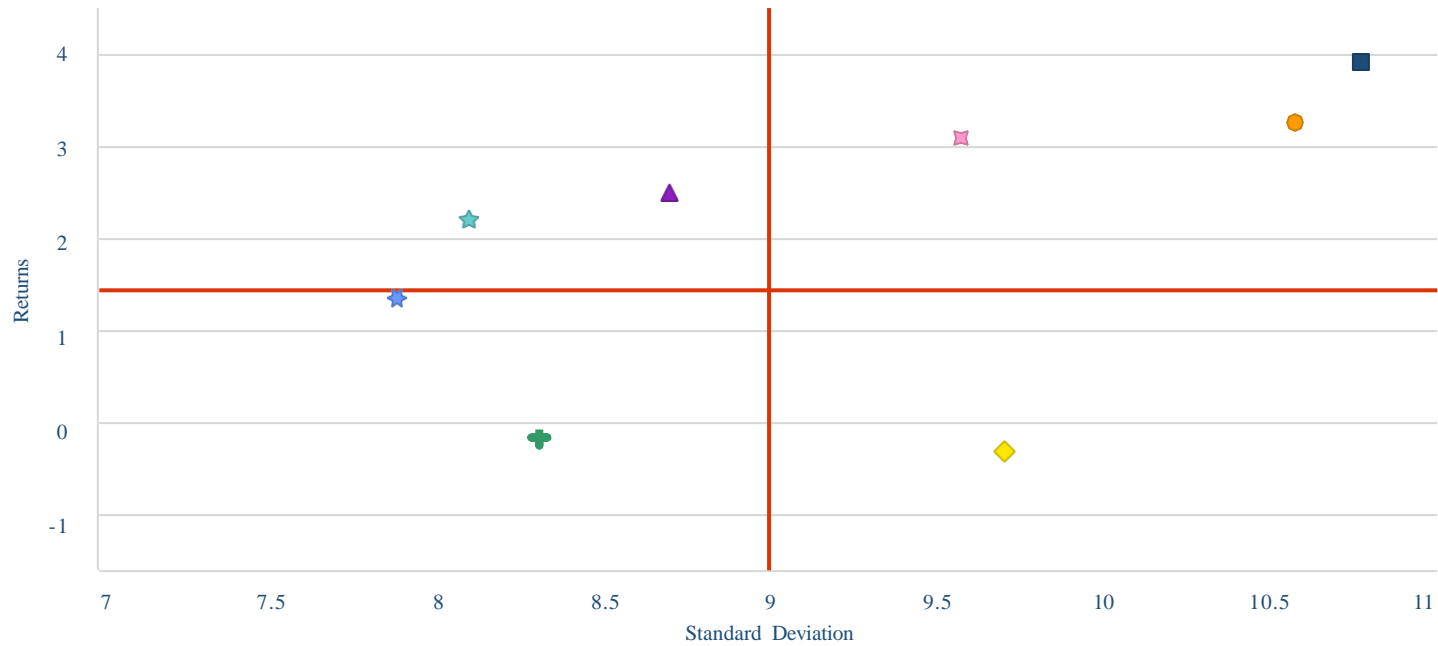


Candoris

Access to the world's best investment strategies.

Risk & Return Scatter 5 Years

SiM vs your Strategies, Benchmark and Peers



- Strategic Income Management, LLC: SiM High Yield
- Aegon Asset Management: Aegon Global High Yield
- BlueBay Asset Management LLP: BlueBay Global High Yield Debt Strategy
- Brandywine Global Investment Management, LLC: Global High Yield
- Payden & Rygel: High Yield
- Robeco Institutional Asset Management B.V.: Robeco Global High Yield (Hedged)
- Union Bancaire Privée, UBP SA: UBAM - Global High Yield Solution
- BofA Merrill Lynch Index: ICE BofAML Global High Yield
- Global High Yield Fixed Income

[Universe: eVestment Global High Yield Fixed Income](#)

Results displayed in USD using Spot Rate (SR).

Source: eVestment
 Data quoted is past GROSS of fee performance and current performance may be lower or higher. Past performance is no guarantee of future results.
 Investment return and principal value of an investment will fluctuate

FOR INVESTMENT PROFESSIONAL USE ONLY

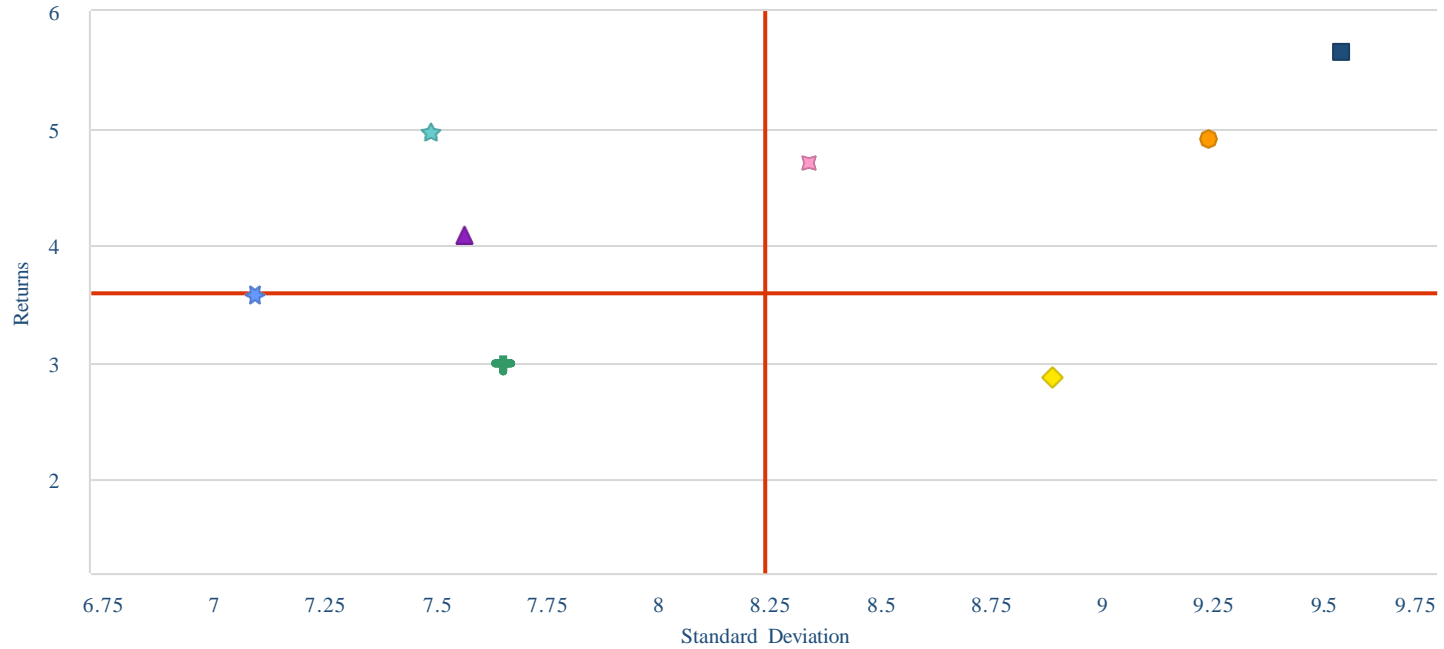


Candoris

Access to the world's best investment strategies.

Scatter Risk/Return 7 Years

SiM vs your Strategies, Benchmark and Peers



- Strategic Income Management, LLC: SiM High Yield
- Aegon Asset Management: Aegon Global High Yield
- BlueBay Asset Management LLP: BlueBay Global High Yield Debt Strategy
- Brandywine Global Investment Management, LLC: Global High Yield
- Payden & Rygel: High Yield
- Robeco Institutional Asset Management B.V.: Robeco Global High Yield (Hedged)
- Union Bancaire Privée, UBP SA: UBAM - Global High Yield Solution
- BofA Merrill Lynch Index: ICE BofAML Global High Yield
- Global High Yield Fixed Income

[Universe: eVestment Global High Yield Fixed Income](#)

Results displayed in USD using Spot Rate (SR).

Source: eVestment
 Data quoted is past GROSS of fee performance and current performance may be lower or higher. Past performance is no guarantee of future results.
 Investment return and principal value of an investment will fluctuate

FOR INVESTMENT PROFESSIONAL USE ONLY

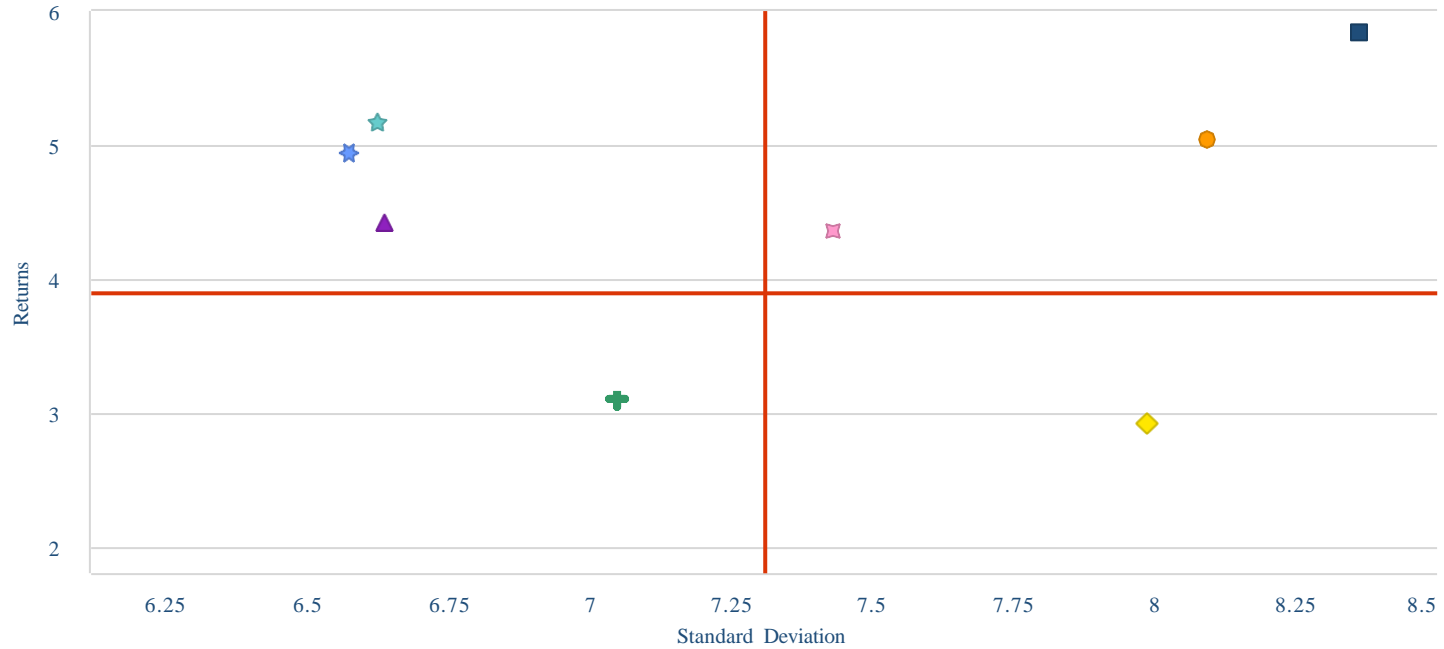


Candoris

Access to the world's best investment strategies.

Scatter Risk/Return 10 Years

SiM vs your Strategies, Benchmark and Peers



- Strategic Income Management, LLC: SiM High Yield
- Aegon Asset Management: Aegon Global High Yield
- BlueBay Asset Management LLP: BlueBay Global High Yield Debt Strategy
- Brandywine Global Investment Management, LLC: Global High Yield
- Payden & Rygel: High Yield
- Robeco Institutional Asset Management B.V.: Robeco Global High Yield (Hedged)
- Union Bancaire Privée, UBP SA: UBAM - Global High Yield Solution
- BofA Merrill Lynch Index: ICE BofAML Global High Yield
- Global High Yield Fixed Income

[Universe: eVestment Global High Yield Fixed Income](#)

Results displayed in USD using Spot Rate (SR).

Source: eVestment
 Data quoted is past GROSS of fee performance and current performance may be lower or higher. Past performance is no guarantee of future results.
 Investment return and principal value of an investment will fluctuate

FOR INVESTMENT PROFESSIONAL USE ONLY

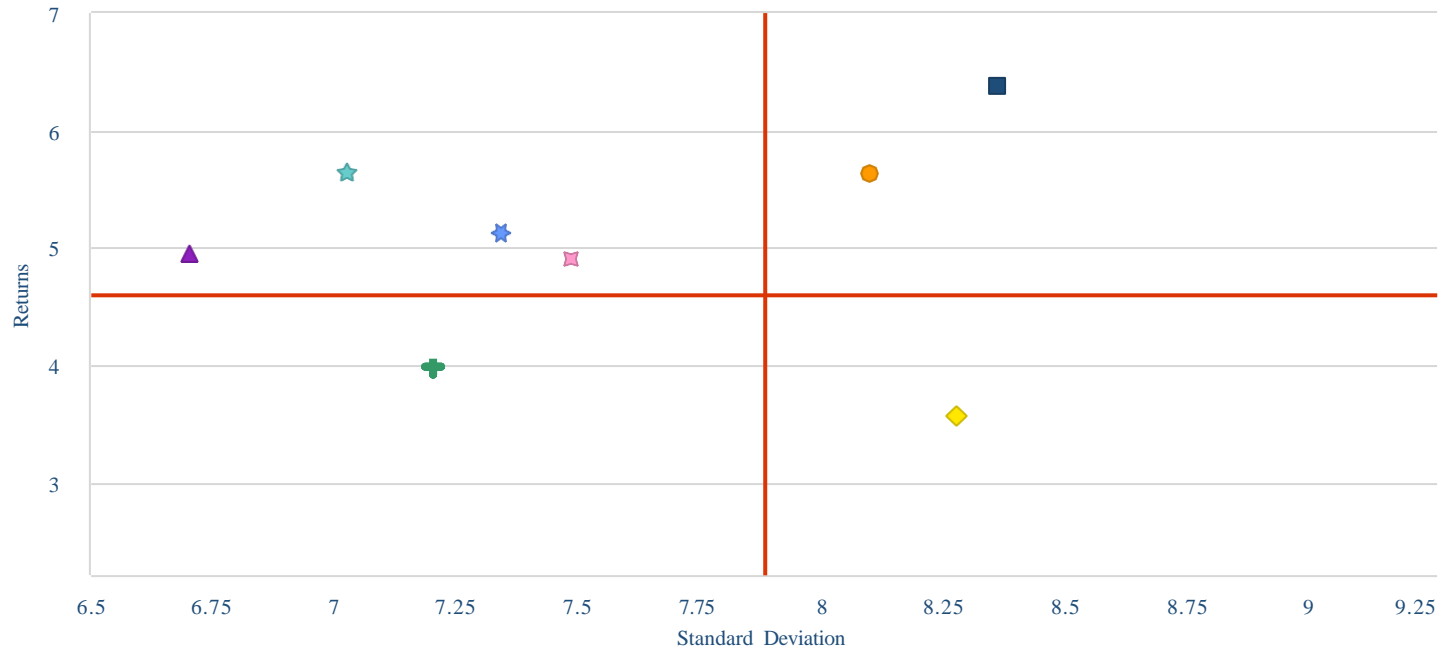


Candoris

Access to the world's best investment strategies.

Scatter Risk/Return Since Inception

SiM vs your Strategies, Benchmark and Peers



- Strategic Income Management, LLC: SiM High Yield
- Aegon Asset Management: Aegon Global High Yield
- BlueBay Asset Management LLP: BlueBay Global High Yield Debt Strategy
- Brandywine Global Investment Management, LLC: Global High Yield
- Payden & Rygel: High Yield
- Robeco Institutional Asset Management B.V.: Robeco Global High Yield (Hedged)
- Union Bancaire Privée, UBP SA: UBAM - Global High Yield Solution
- BofA Merrill Lynch Index: ICE BofAML Global High Yield
- Global High Yield Fixed Income

Universe: [eVestment Global High Yield Fixed Income](#)

Results displayed in USD using Spot Rate (SR).

Source: eVestment
 Data quoted is past GROSS of fee performance and current performance may be lower or higher. Past performance is no guarantee of future results.
 Investment return and principal value of an investment will fluctuate

FOR INVESTMENT PROFESSIONAL USE ONLY

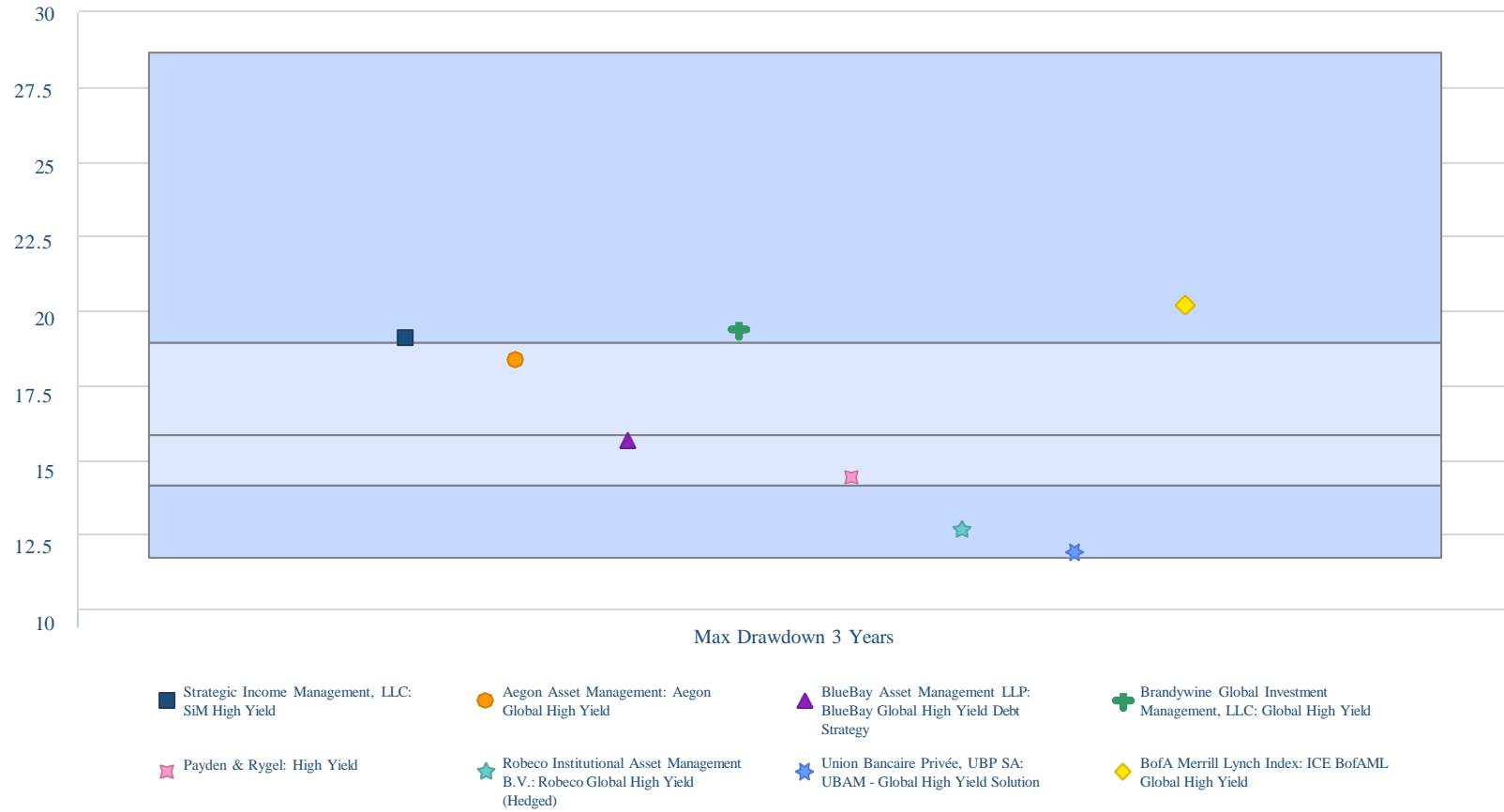


Candoris

Access to the world's best investment strategies.

Max Drawdown 3 Years

SiM vs your Strategies, Benchmark and Peers



[Universe: eVestment Global High Yield Fixed Income](#)

Results displayed in USD using Spot Rate (SR).

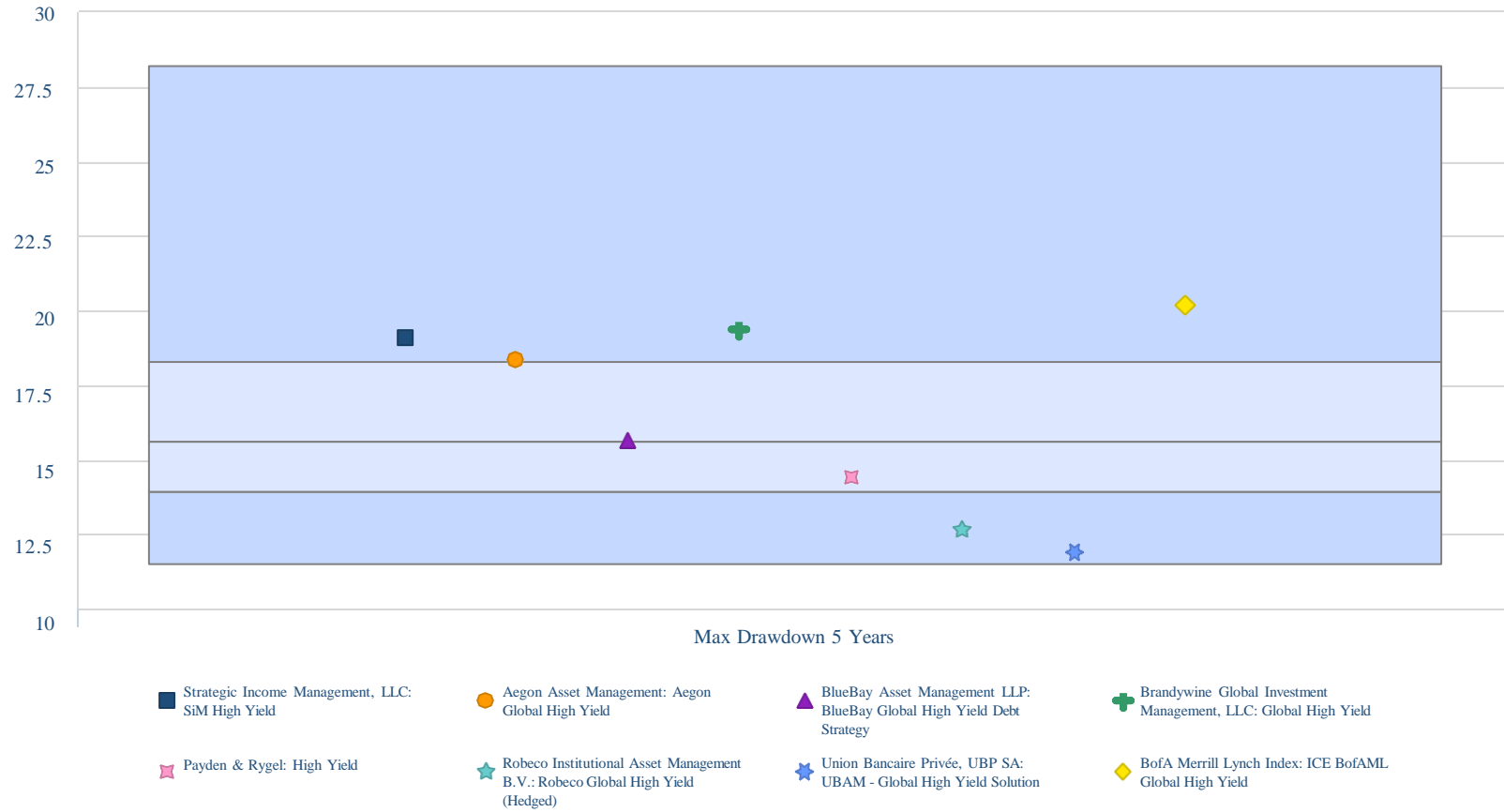
Source: eVestment
 Data quoted is past GROSS of fee performance and current performance may be lower or higher. Past performance is no guarantee of future results.
 Investment return and principal value of an investment will fluctuate

FOR INVESTMENT PROFESSIONAL USE ONLY



Max Drawdown 5 Years

SiM vs your Strategies, Benchmark and Peers



[Universe: eVestment Global High Yield Fixed Income](#)

Results displayed in USD using Spot Rate (SR).

Source: eVestment
 Data quoted is past GROSS of fee performance and current performance may be lower or higher. Past performance is no guarantee of future results.
 Investment return and principal value of an investment will fluctuate

FOR INVESTMENT PROFESSIONAL USE ONLY

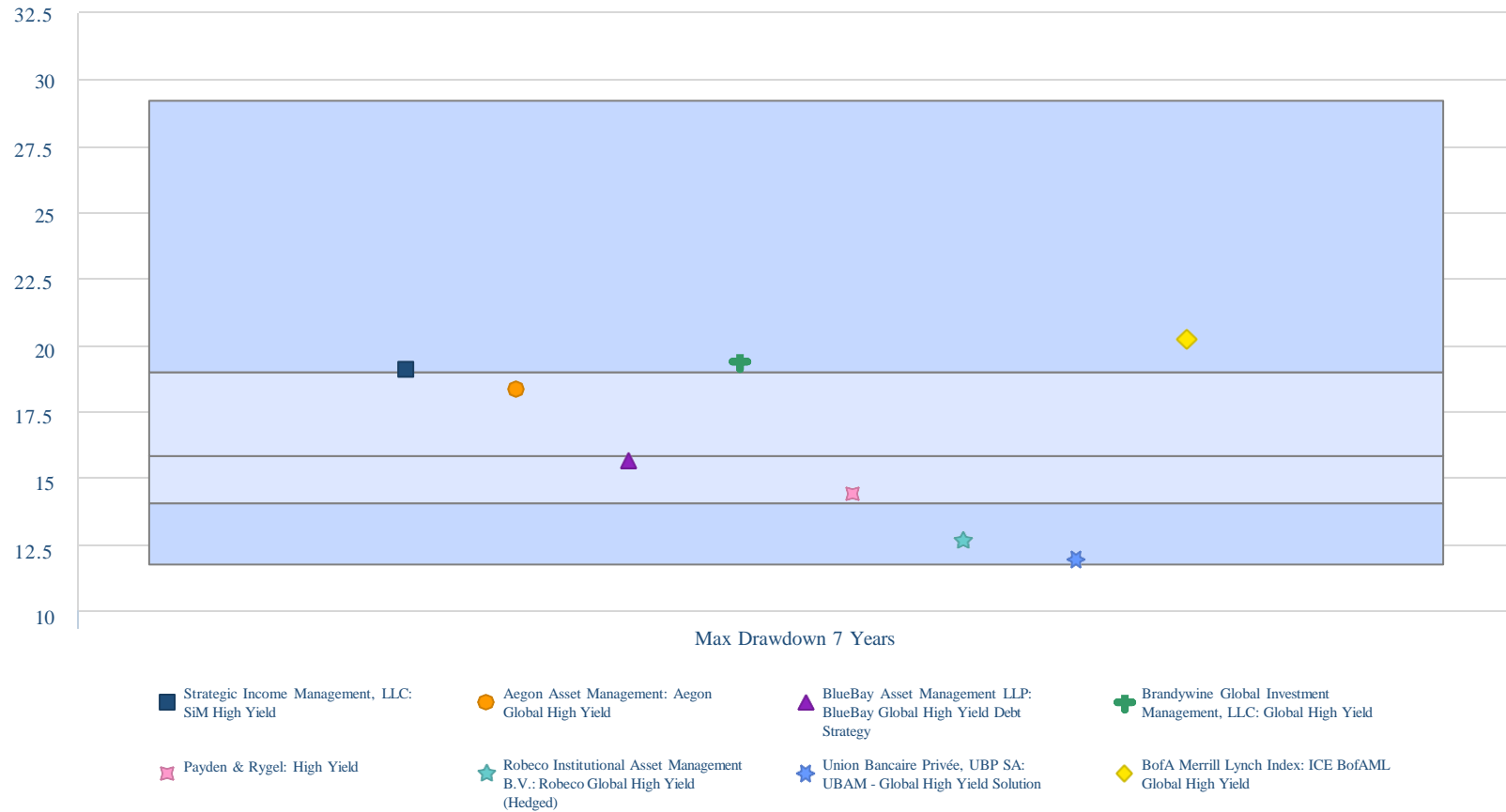


Candoris

Access to the world's best investment strategies.

Max Drawdown 7 Years

SiM vs your Strategies, Benchmark and Peers



[Universe: eVestment Global High Yield Fixed Income](#)

Results displayed in USD using Spot Rate (SR).

Source: eVestment
 Data quoted is past GROSS of fee performance and current performance may be lower or higher. Past performance is no guarantee of future results.
 Investment return and principal value of an investment will fluctuate

FOR INVESTMENT PROFESSIONAL USE ONLY

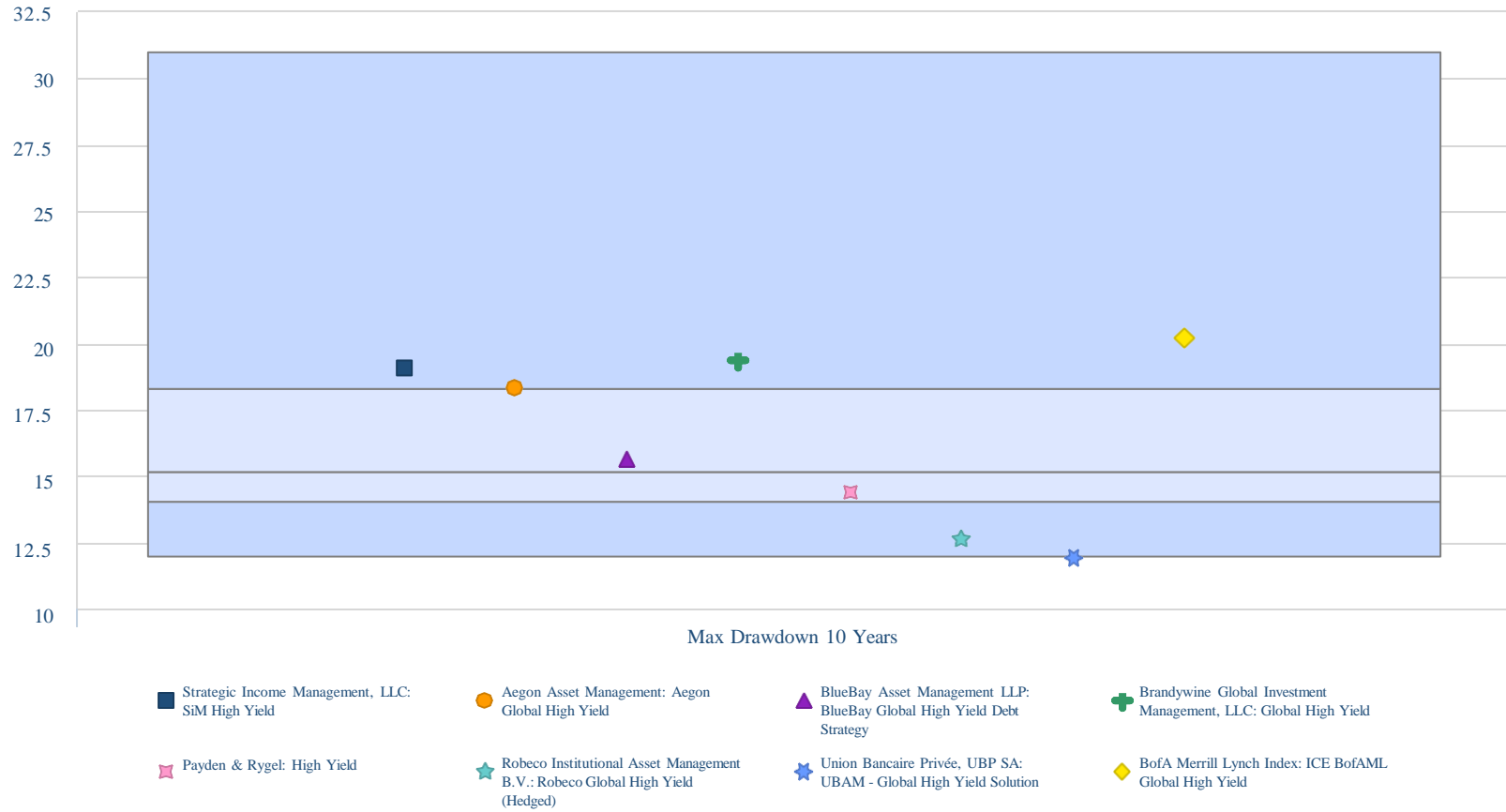


Candoris

Access to the world's best investment strategies.

Max Drawdown 10 Years

SiM vs your Strategies, Benchmark and Peers



[Universe: eVestment Global High Yield Fixed Income](#)

Results displayed in USD using Spot Rate (SR).

Source: eVestment
 Data quoted is past GROSS of fee performance and current performance may be lower or higher. Past performance is no guarantee of future results.
 Investment return and principal value of an investment will fluctuate

FOR INVESTMENT PROFESSIONAL USE ONLY

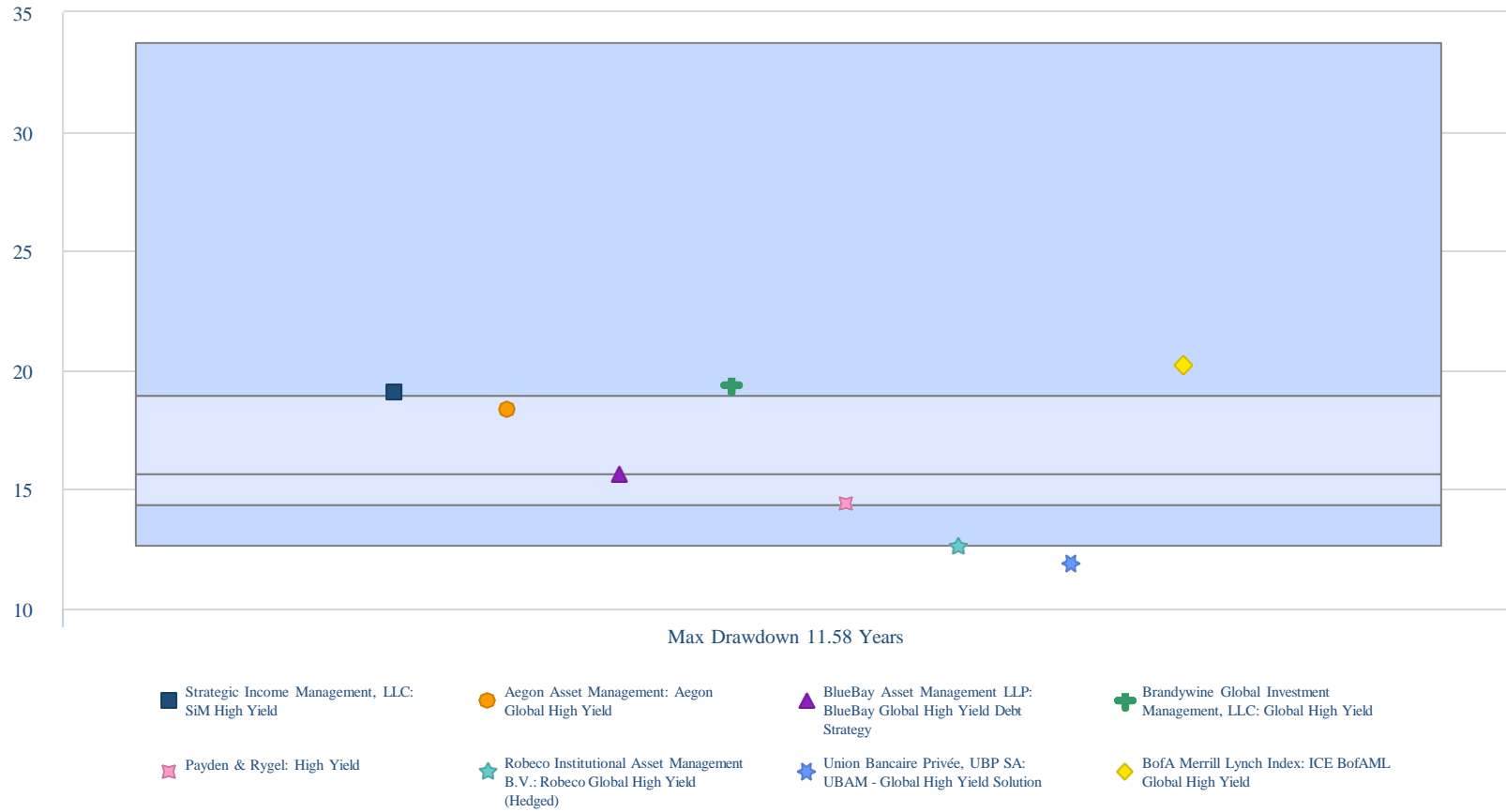


Candoris

Access to the world's best investment strategies.

Max Drawdown Since Inception

SiM vs your Strategies, Benchmark and Peers



[Universe: eVestment Global High Yield Fixed Income](#)

Results displayed in USD using Spot Rate (SR).

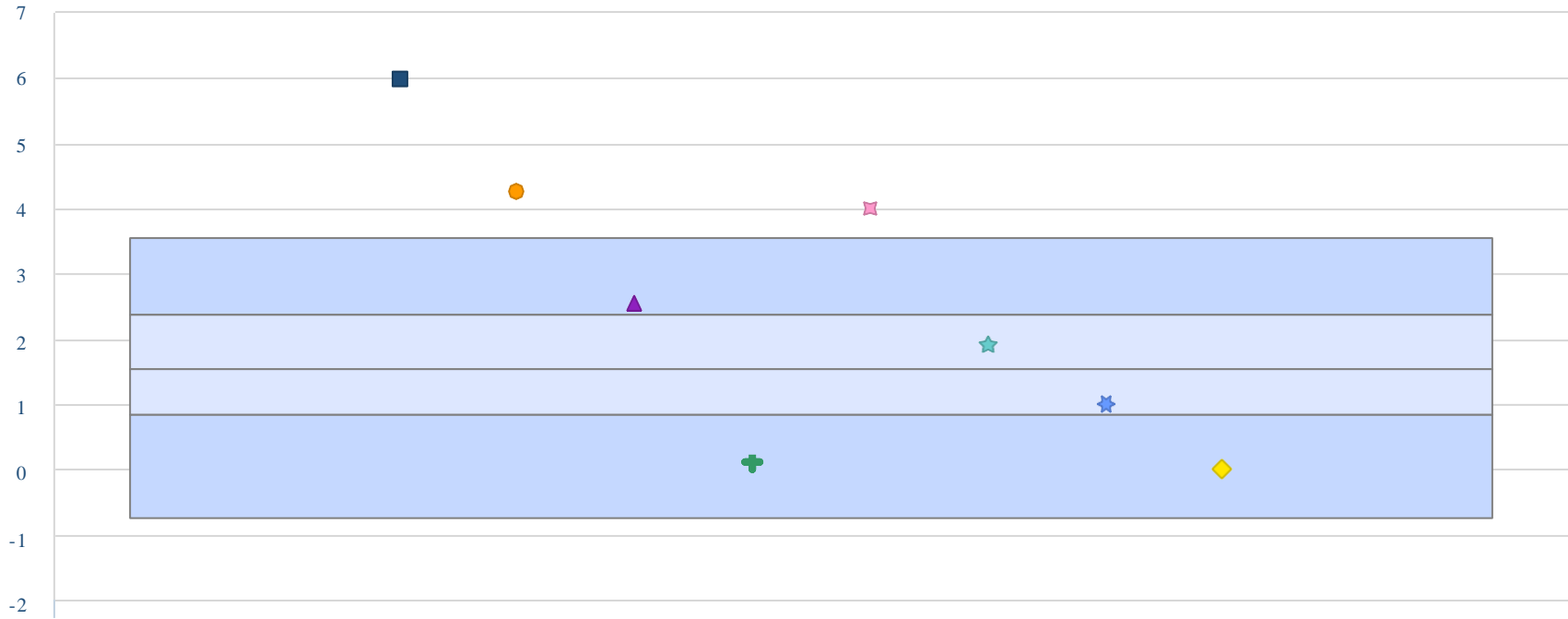
Source: eVestment
 Data quoted is past GROSS of fee performance and current performance may be lower or higher. Past performance is no guarantee of future results.
 Investment return and principal value of an investment will fluctuate

FOR INVESTMENT PROFESSIONAL USE ONLY



Annualized Alpha 3 Years

SiM vs your Strategies, Benchmark and Peers



Annualized Alpha 3 Years

- Strategic Income Management, LLC: SiM High Yield
- Aegon Asset Management: Aegon Global High Yield
- ▲ BlueBay Asset Management LLP: BlueBay Global High Yield Debt Strategy
- + Brandywine Global Investment Management, LLC: Global High Yield
- ✱ Payden & Rygel: High Yield
- ★ Robeco Institutional Asset Management B.V.: Robeco Global High Yield (Hedged)
- ★ Union Bancaire Privée, UBP SA: UBAM - Global High Yield Solution
- ◆ BofA Merrill Lynch Index: ICE BofAML Global High Yield

Universe: [eVestment Global High Yield Fixed Income](#)

Results displayed in USD using Spot Rate (SR).

ICE BofAML Global High Yield

Source: eVestment
 Data quoted is past GROSS of fee performance and current performance may be lower or higher. Past performance is no guarantee of future results.
 Investment return and principal value of an investment will fluctuate

FOR INVESTMENT PROFESSIONAL USE ONLY




Candoris

Access to the world's best investment strategies.

Annualized Alpha 5 Years

SiM vs your Strategies, Benchmark and Peers



- Strategic Income Management, LLC: SiM High Yield
- Aegon Asset Management: Aegon Global High Yield
- ▲ BlueBay Asset Management LLP: BlueBay Global High Yield Debt Strategy
- + Brandywine Global Investment Management, LLC: Global High Yield
- ◻ Payden & Rygel: High Yield
- ★ Robeco Institutional Asset Management B.V.: Robeco Global High Yield (Hedged)
- ★ Union Bancaire Privée, UBP SA: UBAM - Global High Yield Solution
- ◆ BofA Merrill Lynch Index: ICE BofAML Global High Yield

Universe: [eVestment Global High Yield Fixed Income](#)

Results displayed in USD using Spot Rate (SR).

ICE BofAML Global High Yield

Source: eVestment
 Data quoted is past GROSS of fee performance and current performance may be lower or higher. Past performance is no guarantee of future results.
 Investment return and principal value of an investment will fluctuate

FOR INVESTMENT PROFESSIONAL USE ONLY



Annualized Alpha 7 Years

SiM vs your Strategies, Benchmark and Peers



Annualized Alpha 7 Years

- Strategic Income Management, LLC: SiM High Yield
- Aegon Asset Management: Aegon Global High Yield
- ▲ BlueBay Asset Management LLP: BlueBay Global High Yield Debt Strategy
- + Brandywine Global Investment Management, LLC: Global High Yield
- ✱ Payden & Rygel: High Yield
- ★ Robeco Institutional Asset Management B.V.: Robeco Global High Yield (Hedged)
- ★ Union Bancaire Privée, UBP SA: UBAM - Global High Yield Solution
- ◆ BofA Merrill Lynch Index: ICE BofAML Global High Yield

Universe: [eVestment Global High Yield Fixed Income](#)

Results displayed in USD using Spot Rate (SR).

ICE BofAML Global High Yield

Source: eVestment
 Data quoted is past GROSS of fee performance and current performance may be lower or higher. Past performance is no guarantee of future results.
 Investment return and principal value of an investment will fluctuate

FOR INVESTMENT PROFESSIONAL USE ONLY

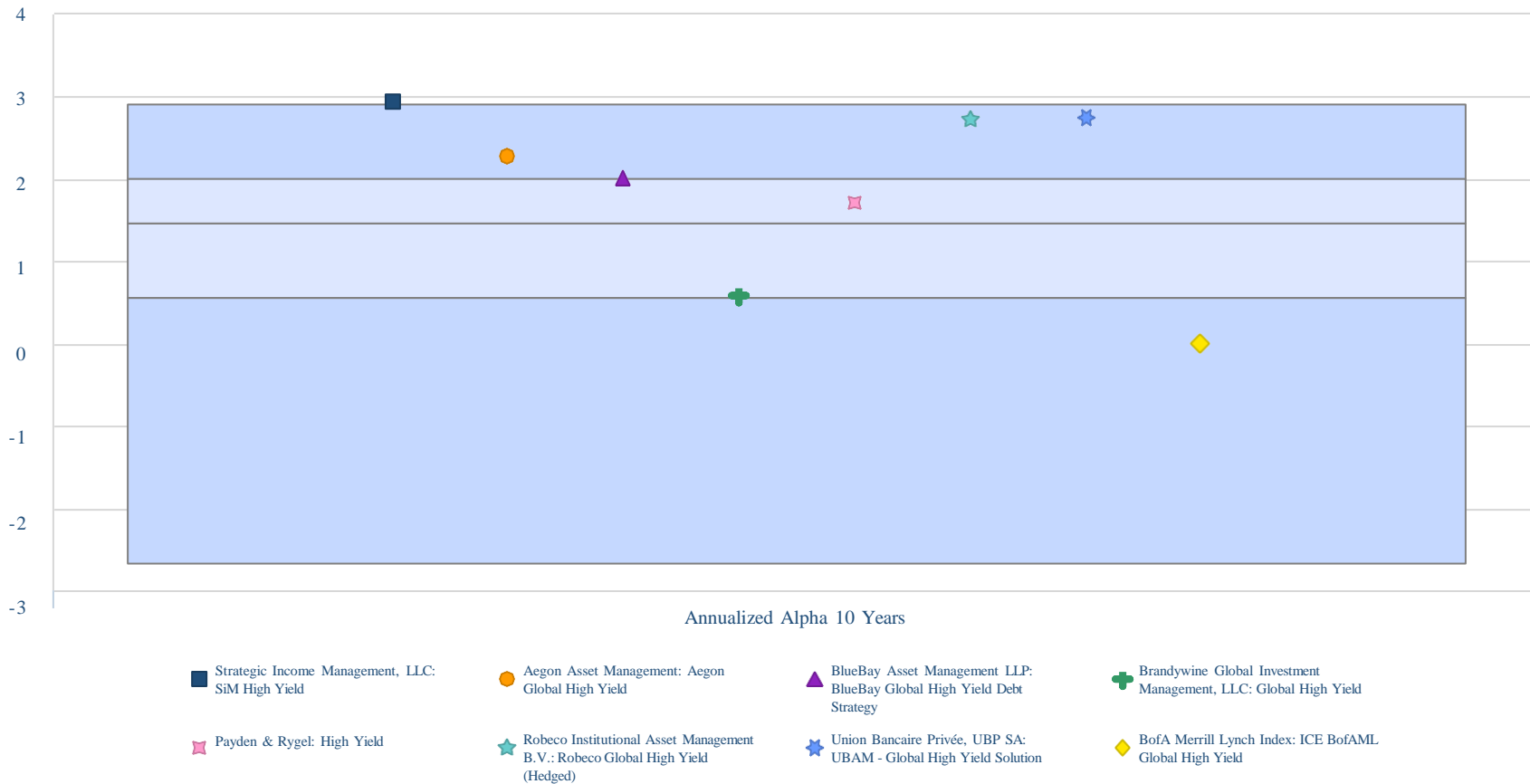


Candoris

Access to the world's best investment strategies.

Annualized Alpha 10 Years

SiM vs your Strategies, Benchmark and Peers



Universe: [eVestment Global High Yield Fixed Income](#)

Results displayed in USD using Spot Rate (SR).

ICE BofAML Global High Yield

Source: eVestment
 Data quoted is past GROSS of fee performance and current performance may be lower or higher. Past performance is no guarantee of future results.
 Investment return and principal value of an investment will fluctuate

FOR INVESTMENT PROFESSIONAL USE ONLY

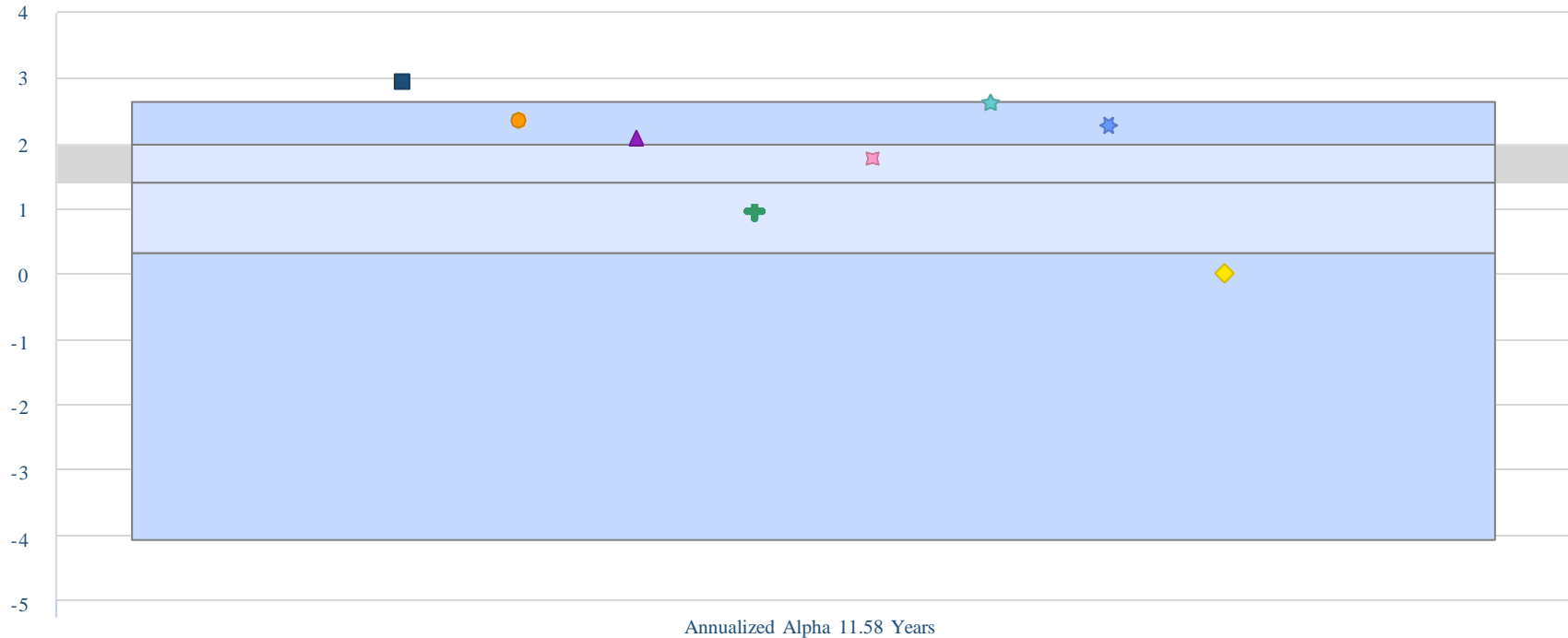


Candoris

Access to the world's best investment strategies.

Annualized Alpha Since Inception

SiM vs your Strategies, Benchmark and Peers



■ Strategic Income Management, LLC: SiM High Yield

● Aegon Asset Management: Aegon Global High Yield

▲ BlueBay Asset Management LLP: BlueBay Global High Yield Debt Strategy

+ Brandywine Global Investment Management, LLC: Global High Yield

◻ Payden & Rygel: High Yield

★ Robeco Institutional Asset Management B.V.: Robeco Global High Yield (Hedged)

★ Union Bancaire Privée, UBP SA: UBAM - Global High Yield Solution

◆ BofA Merrill Lynch Index: ICE BofAML Global High Yield

[Universe: eVestment Global High Yield Fixed Income](#)

Results displayed in USD using Spot Rate (SR).

ICE BofAML Global High Yield

Source: eVestment
Data quoted is past GROSS of fee performance and current performance may be lower or higher. Past performance is no guarantee of future results. Investment return and principal value of an investment will fluctuate

FOR INVESTMENT PROFESSIONAL USE ONLY



Candoris

Access to the world's best investment strategies.

Important Information

This is a marketing communication. This is not a contractually binding document. Please refer to the prospectus of the UCITS and to the KIID and do not base any final investment on this communication alone. A copy of the prospectus and the KIID can be found on <https://candoris.nl/> or requested via candoris@candoris.nl. These investments are investments in a fund and not in a given underlying asset.

This information is proprietary and cannot be reproduced or distributed. Certain information may be received from sources Candoris B.V. considers reliable; Candoris B.V. does not represent that such information is accurate or complete. Certain statements contained herein may constitute “projections,” “forecasts” and other “forward-looking statements” which do not reflect actual results and are based primarily upon applying retroactively a hypothetical set of assumptions to certain historical financial data. Actual results, performance or events may differ materially from those in such statements. Any opinions, projections, forecasts and forward-looking statements presented herein are valid only as of the date of this document and are subject to change. Nothing contained herein should be construed as (i) an offer to buy any security or (ii) a recommendation as to the advisability of investing in, purchasing or selling any security. Candoris B.V. assumes no obligation to update any forward-looking information.

Past performance is no guarantee of future results.

Swiss disclaimer

In Switzerland, the Fund is considered foreign investment schemes pursuant to Art. 119 of the Swiss Federal Collective Investment Schemes Act (CISA). No application has been submitted to the Federal Financial Market Supervisory Authority (FINMA) to obtain approval within the meaning of Art. 120 CISA to offer or distribute the investment in or from Switzerland to “Non-Qualified Investors”, and no other steps have been taken in this direction. Consequently, investors do not benefit from the specific investor protection and/or FINMA supervision pursuant to the CISA and its implementing ordinances.

Any offer or sale must therefore be in strict compliance with Swiss law, and in particular with the provisions of the Collective Investment Schemes Act and its implementing ordinances, and FINMA circular 2013/9 on distribution of collective investment schemes. No person or entity is authorized to offer or sell the Shares or distribute any Fund Documentation, including the Prospectus, the Articles of Incorporation and annual reports issued by the Fund from time to time or promotional material pertaining to the Fund in or from Switzerland other than to “Qualified Investors”, as defined in Article 10 of the CISA and Articles 6 and 6a of the CISO and any circulars issued by FINMA.

The Fund has appointed as Swiss Representative Waystone Fund Services (Switzerland) SA, Av. Villamont 17, 1005 Lausanne, Switzerland, Tel: +41 21 311 17 77. The Fund’s paying agent is Helvetische Bank AG. Any Fund Documentation may be obtained free of charge from the Swiss Representative in Lausanne. In respect of the Shares distributed in or from Switzerland, the place of performance and jurisdiction is at the registered office of the Swiss Representative.

