



Candoris

Access to the world's best investment strategies.



Candoris Investment Boutique Proposition

Performance data as of:
3/2026



Candoris Investment Boutique Proposition*

Overview Strategies

Firmname	Product name	Allocation
DSM partners	DSM Global Growth Equity	15.0000%
Letko Brosseau	LetkoBrosseau Emerging Markets	15.0000%
Next Century Growth	Small Capitalization Equity	15.0000%
Orchard Capital	Orchard Select Small Cap Value Strategy	15.0000%
SiM	SiM High Yield	25.0000%
VanEck	VanEck Emerging Markets Bond Strategy	15.0000%

Overview Benchmark

Firmname	Product name	Allocation
50%JPM GBI-EM Global Div/50% JPM EMBI Global Div	Monthly Rebalance	15.0000%
BofA Merrill Lynch Index	ICE BofA ML US High Yield	25.0000%
MSCI Index	MSCI ACWI Large Cap Growth-ND	15.0000%
MSCI Index	MSCI EM-ND	15.0000%
Russell Index	Russell 2000	30.0000%

* Yearly rebalancing

Source: eVestment
Data quoted is past GROSS of fee performance and current performance may be lower or higher. Past performance is no guarantee of future results.
Investment return and principal value of an investment will fluctuate

FOR INVESTMENT PROFESSIONAL USE ONLY



Candoris

Access to the world's best investment strategies.

Historical Performance

Candoris Investment Boutique Proposition

Gross Composite Performance based on the Candoris Investment Boutique Proposition Composite

	YTD	1 Year	3 Years	5 Years	7 Years	10 Years	Since Inception
6 Investment Boutiques	-0.49	20.42	13.49	7.09	10.44	11.30	10.45
6 Strategies Benchmark	-1.40	18.61	12.49	4.78	7.54	8.43	7.76
Global Balanced - Mean	-1.58	13.39	10.11	4.97	6.82	6.87	6.08

Performance in the table above is annualized and in %

Source: eVestment
Data quoted is past GROSS of fee performance and current performance may be lower or higher. Past performance is no guarantee of future results.
Investment return and principal value of an investment will fluctuate

FOR INVESTMENT PROFESSIONAL USE ONLY

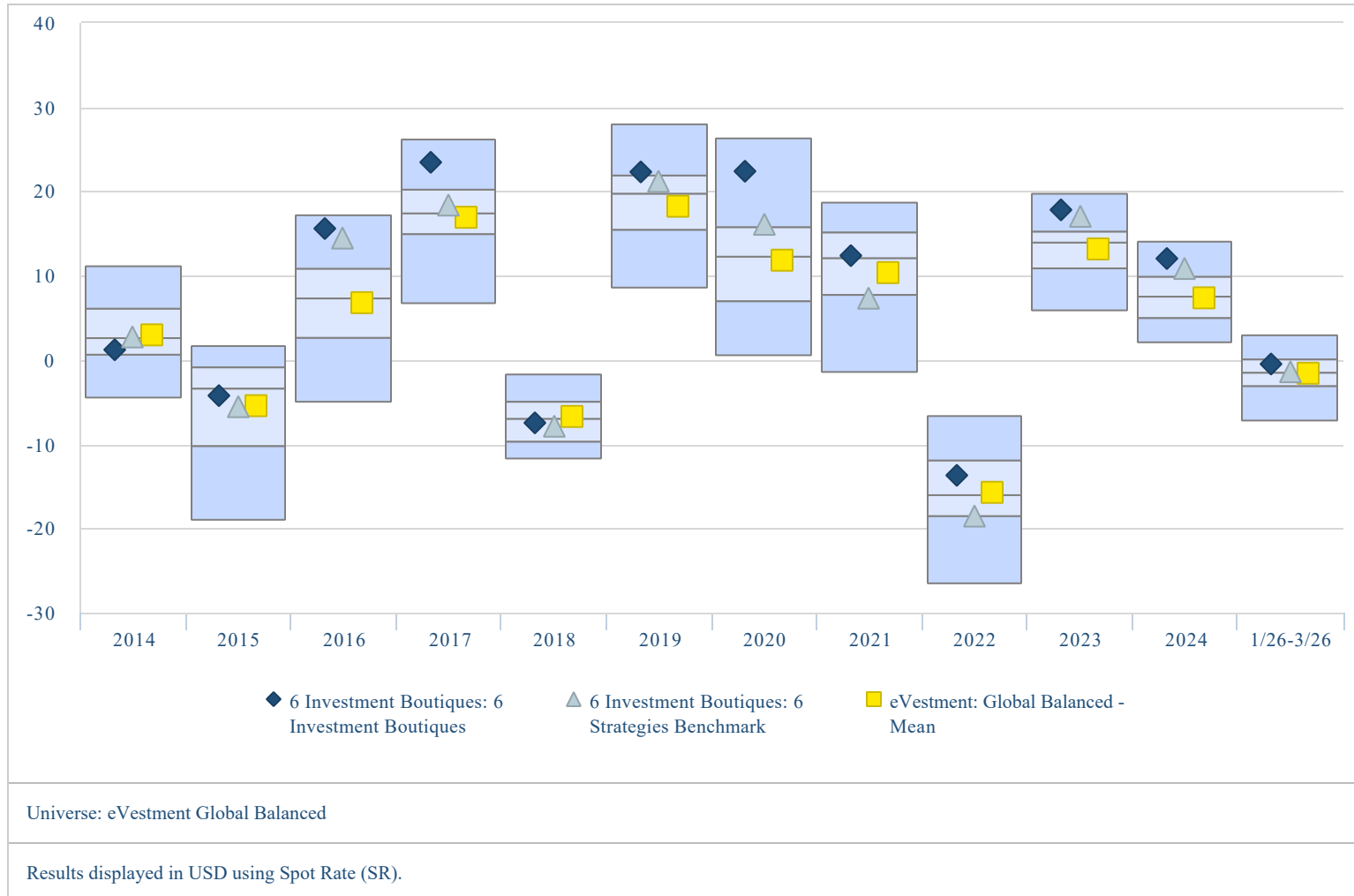


Candoris

Access to the world's best investment strategies.

Calendar Year Returns

Candoris Investment Boutique Proposition



Source: eVestment
 Data quoted is past GROSS of fee performance and current performance may be lower or higher. Past performance is no guarantee of future results.
 Investment return and principal value of an investment will fluctuate

FOR INVESTMENT PROFESSIONAL USE ONLY

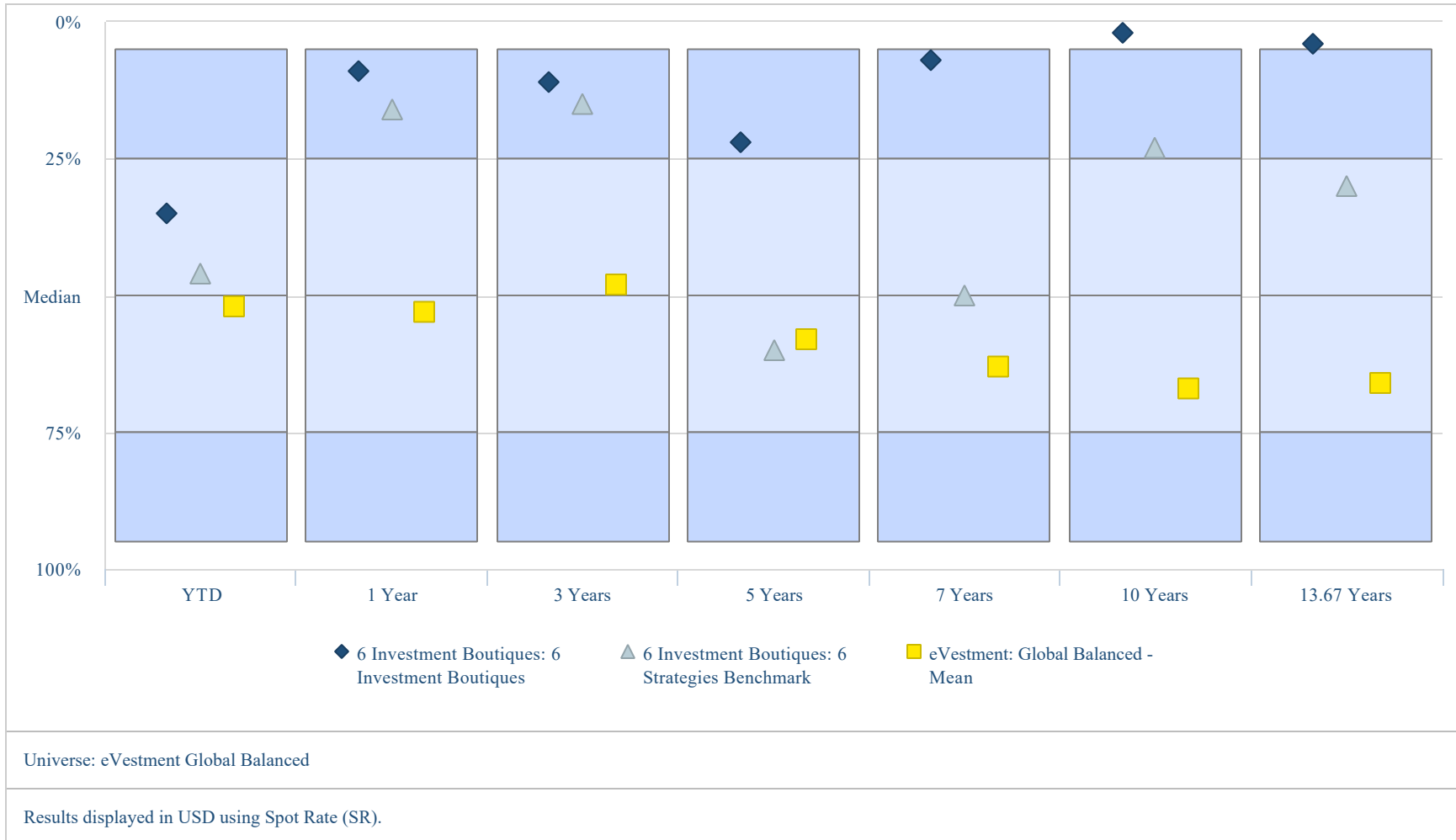


Candoris

Access to the world's best investment strategies.

Returns vs Benchmark and Peers

Candoris Investment Boutique Proposition



Source: eVestment
 Data quoted is past GROSS of fee performance and current performance may be lower or higher. Past performance is no guarantee of future results.
 Investment return and principal value of an investment will fluctuate

FOR INVESTMENT PROFESSIONAL USE ONLY

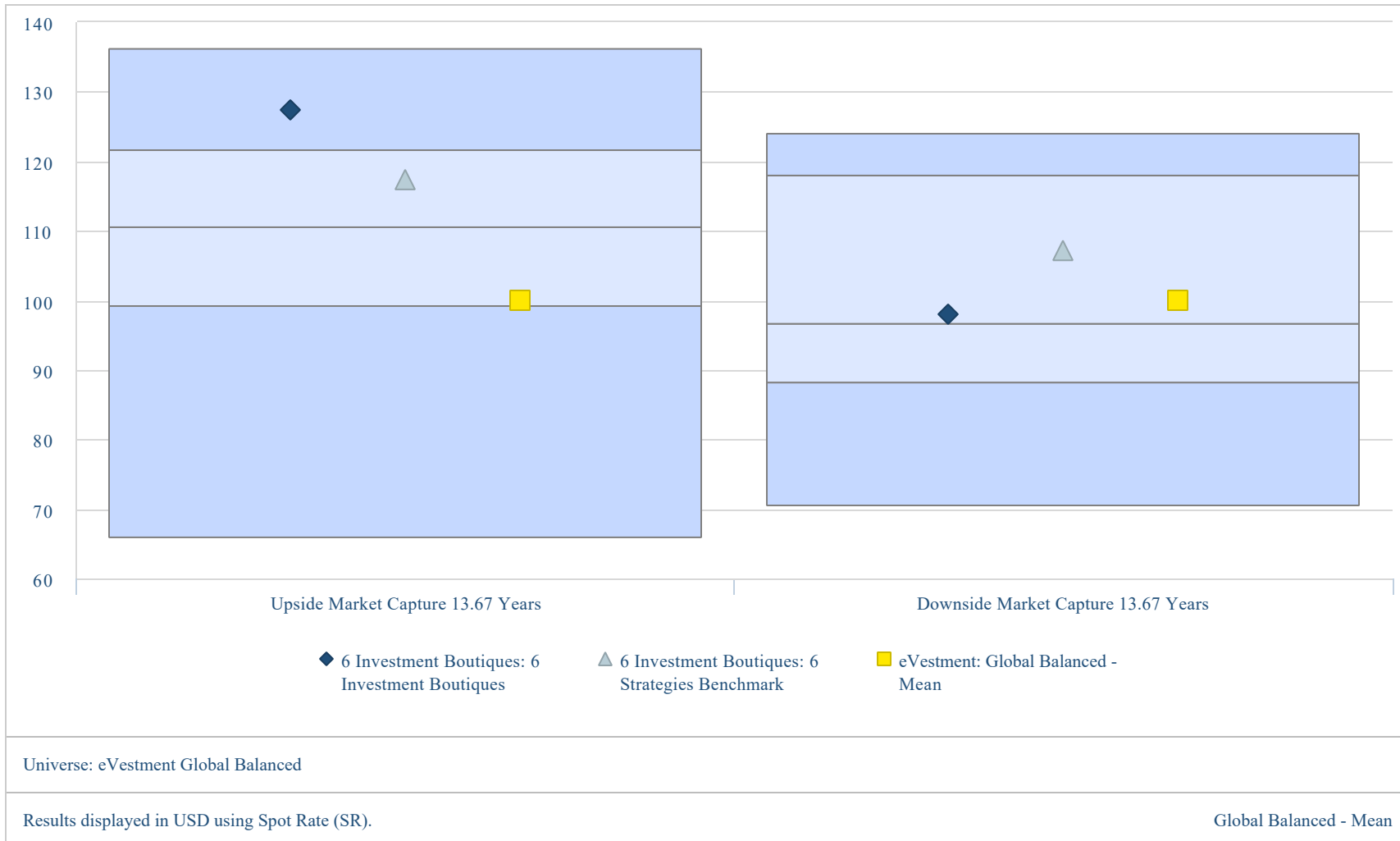


Candoris

Access to the world's best investment strategies.

Upside- & Downside Market Capture Since Inception

Candoris Investment Boutique Proposition



Source: eVestment
 Data quoted is past GROSS of fee performance and current performance may be lower or higher. Past performance is no guarantee of future results.
 Investment return and principal value of an investment will fluctuate

FOR INVESTMENT PROFESSIONAL USE ONLY

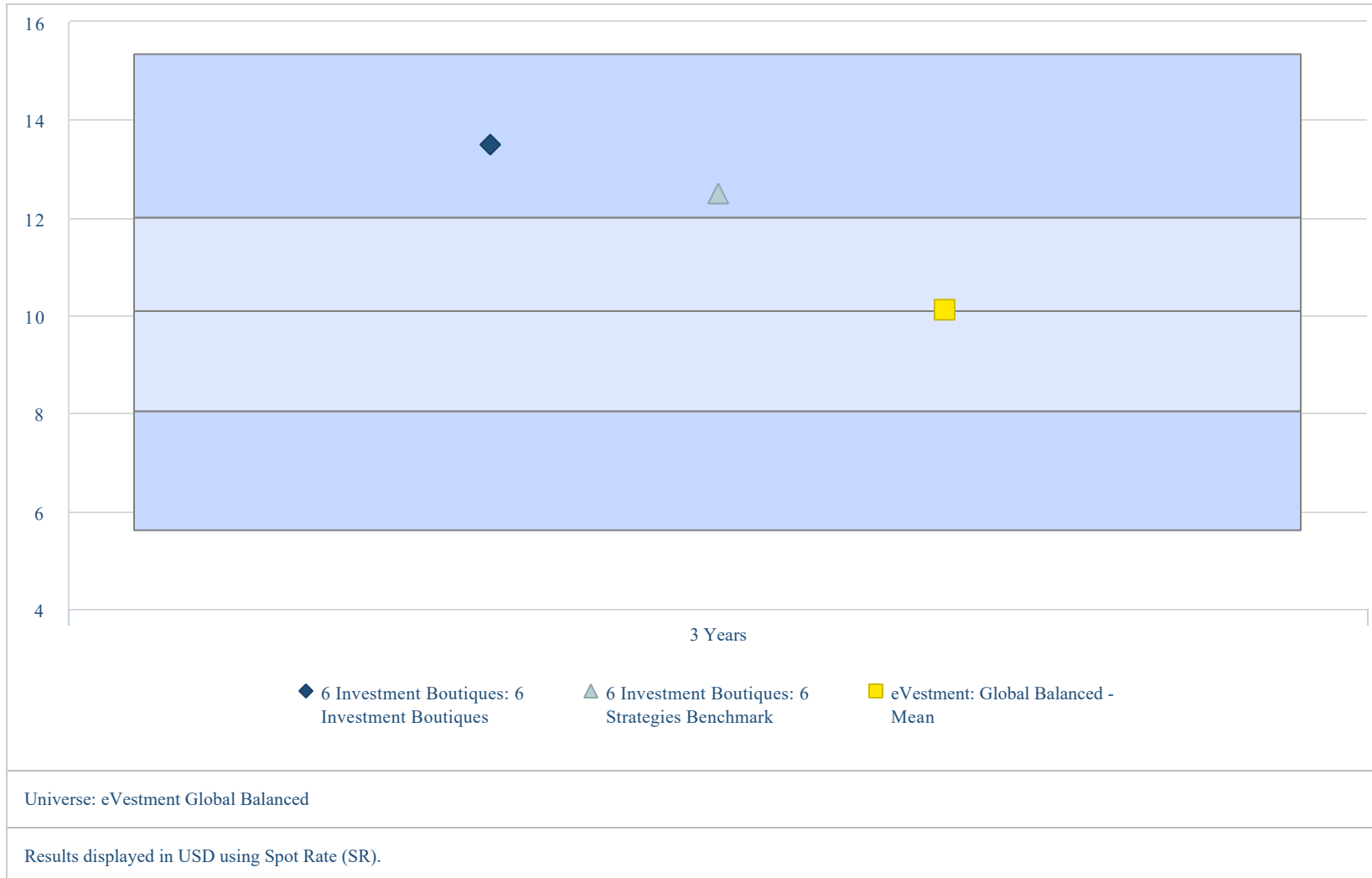


Candoris

Access to the world's best investment strategies.

Returns 3 Years

Candoris Investment Boutique Proposition



Source: eVestment
Data quoted is past GROSS of fee performance and current performance may be lower or higher. Past performance is no guarantee of future results.
Investment return and principal value of an investment will fluctuate

FOR INVESTMENT PROFESSIONAL USE ONLY



Candoris

Access to the world's best investment strategies.

Returns Since Inception

Coho vs Benchmark and Peers



Source: eVestment
Data quoted is past GROSS of fee performance and current performance may be lower or higher. Past performance is no guarantee of future results.
Investment return and principal value of an investment will fluctuate

FOR INVESTMENT PROFESSIONAL USE ONLY

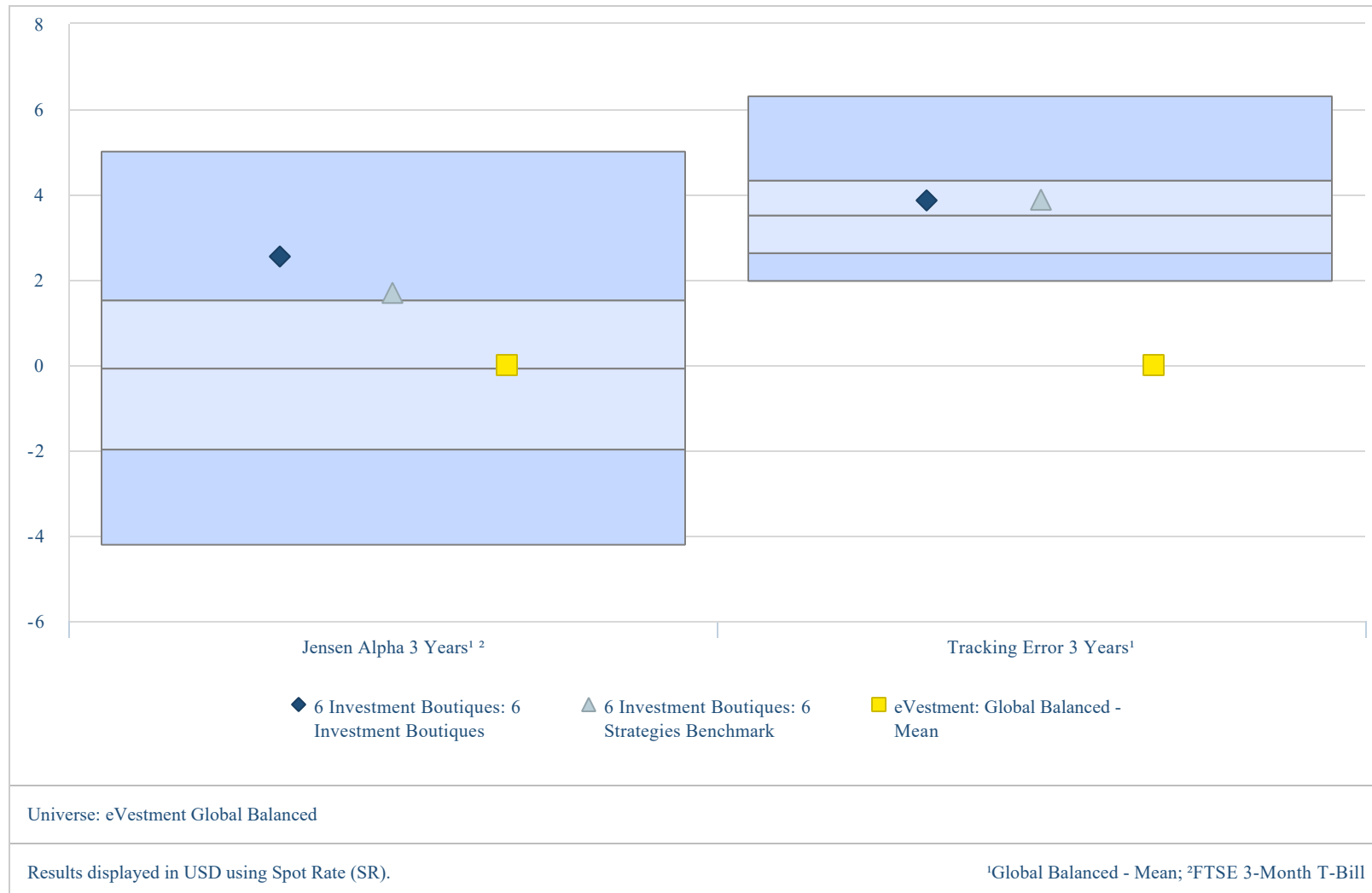


Candoris

Access to the world's best investment strategies.

Jensen's Alpha and Tracking Error 3 Years

Candoris Investment Boutique Proposition



Source: eVestment
 Data quoted is past GROSS of fee performance and current performance may be lower or higher. Past performance is no guarantee of future results.
 Investment return and principal value of an investment will fluctuate

FOR INVESTMENT PROFESSIONAL USE ONLY

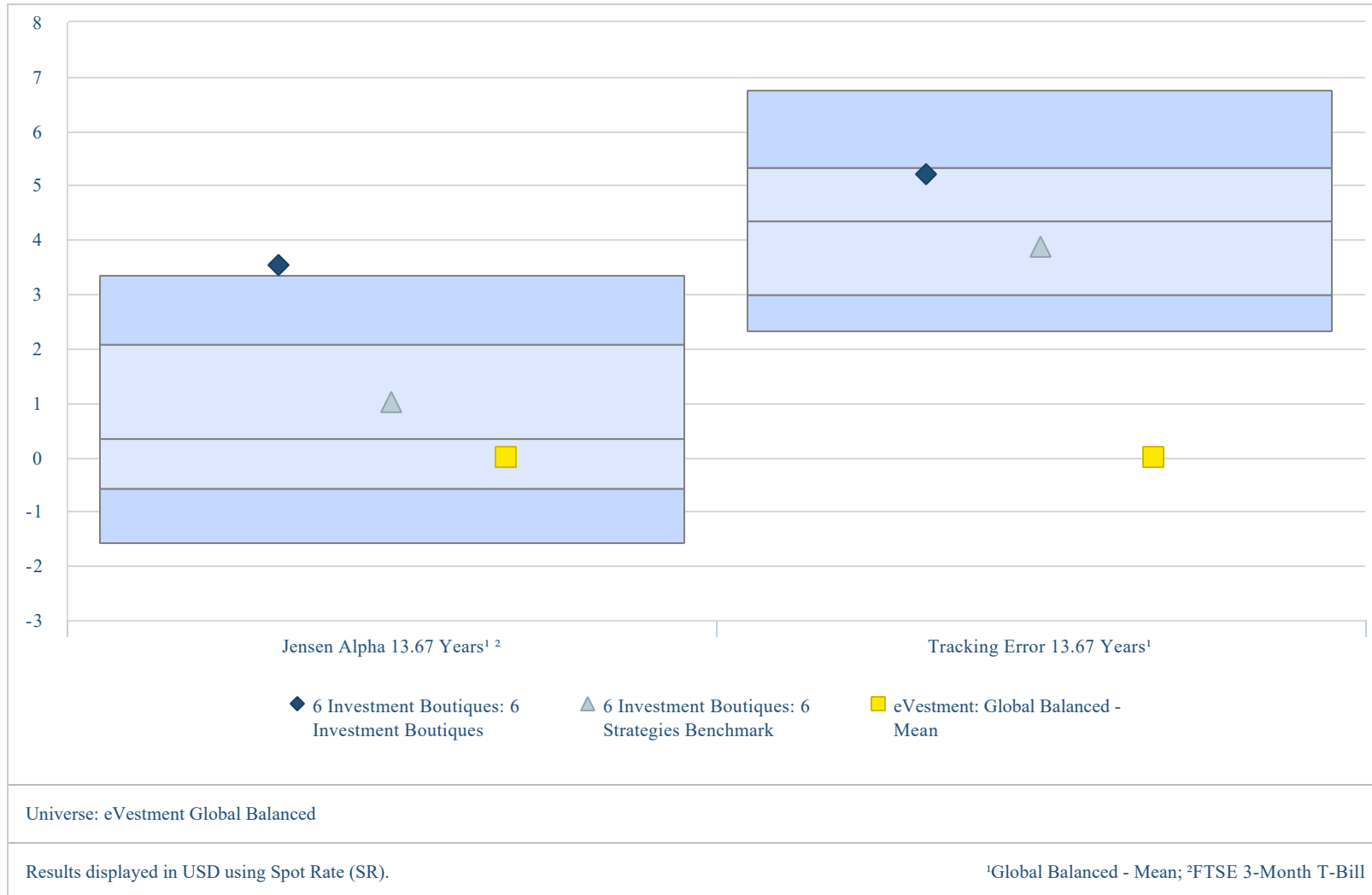


Candoris

Access to the world's best investment strategies.

Jensen's Alpha & Tracking Error Since Inception

Candoris Investment Boutique Proposition



Source: eVestment
 Data quoted is past GROSS of fee performance and current performance may be lower or higher. Past performance is no guarantee of future results.
 Investment return and principal value of an investment will fluctuate

FOR INVESTMENT PROFESSIONAL USE ONLY

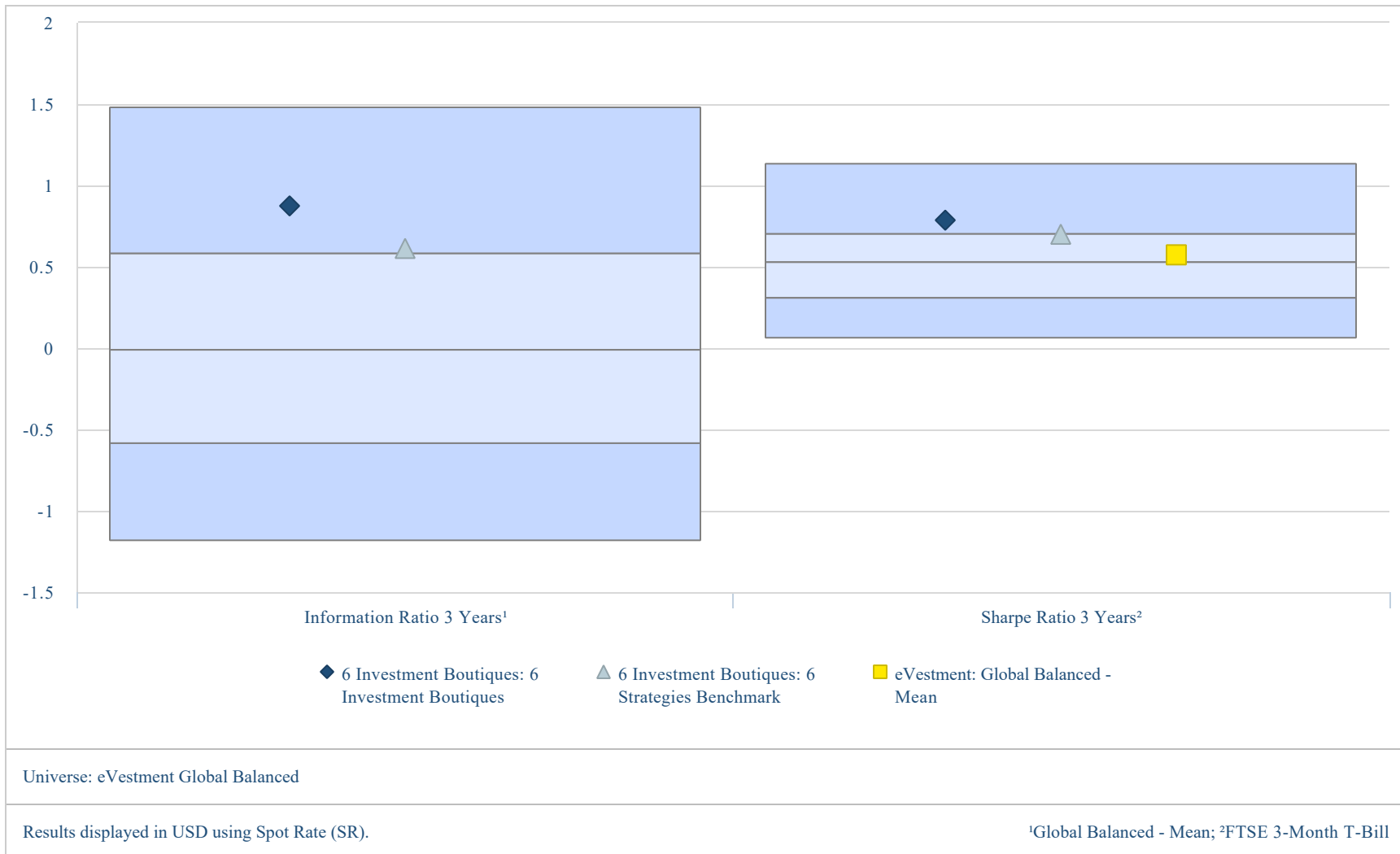


Candoris

Access to the world's best investment strategies.

Information- & Sharpe Ratio 3 Years

Candoris Investment Boutique Proposition



Source: eVestment
 Data quoted is past GROSS of fee performance and current performance may be lower or higher. Past performance is no guarantee of future results.
 Investment return and principal value of an investment will fluctuate

FOR INVESTMENT PROFESSIONAL USE ONLY

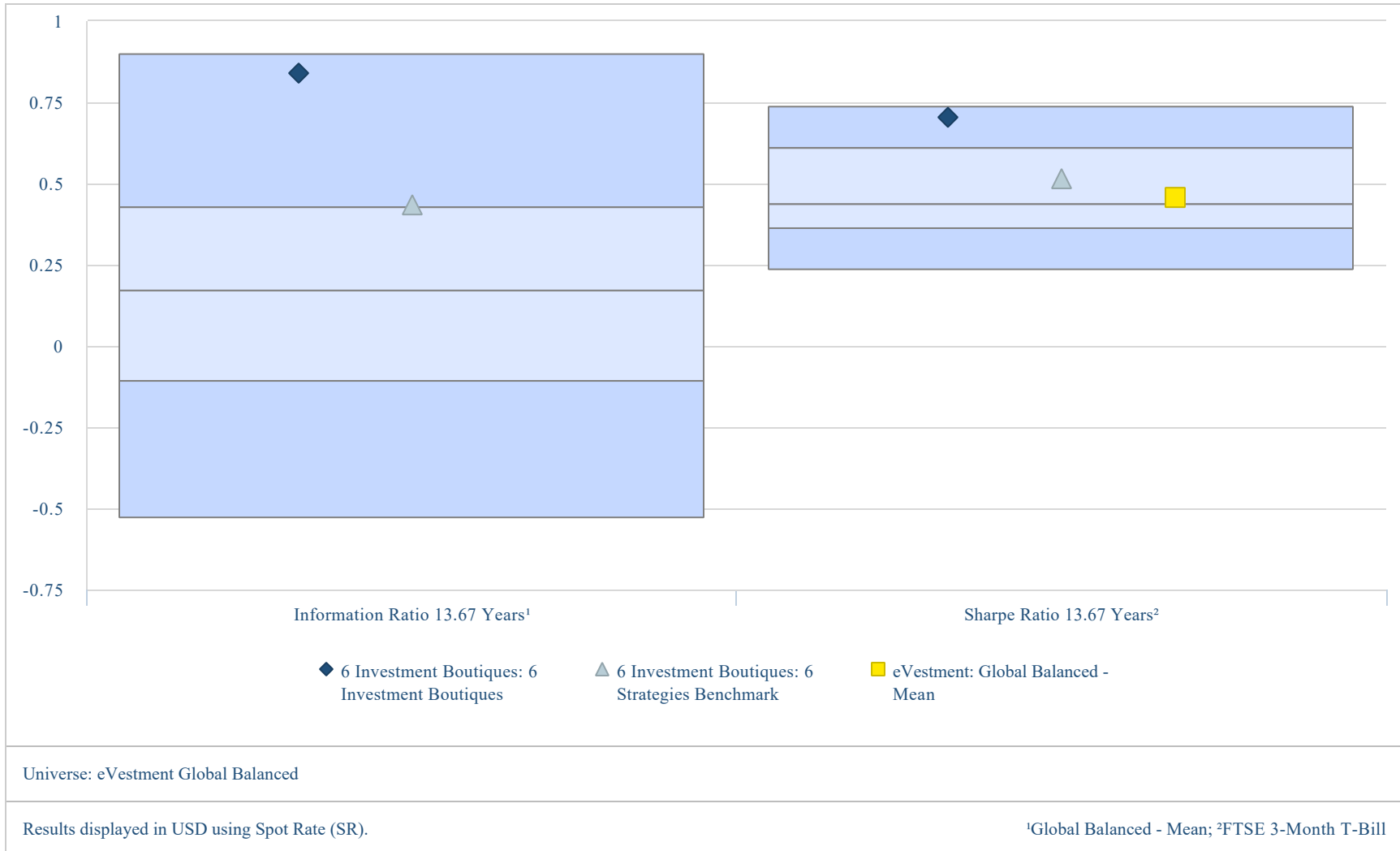


Candoris

Access to the world's best investment strategies.

Information- & Sharpe Ratio Since Inception

Candoris Investment Boutique Proposition



Source: eVestment
 Data quoted is past GROSS of fee performance and current performance may be lower or higher. Past performance is no guarantee of future results.
 Investment return and principal value of an investment will fluctuate

FOR INVESTMENT PROFESSIONAL USE ONLY




Candoris

Access to the world's best investment strategies.

Beta 3 Years

Candoris Investment Boutique Proposition



Source: eVestment
Data quoted is past GROSS of fee performance and current performance may be lower or higher. Past performance is no guarantee of future results.
Investment return and principal value of an investment will fluctuate

FOR INVESTMENT PROFESSIONAL USE ONLY




Candoris

Access to the world's best investment strategies.

Beta Since Inception

Candoris Investment Boutique Proposition



Source: eVestment
Data quoted is past GROSS of fee performance and current performance may be lower or higher. Past performance is no guarantee of future results.
Investment return and principal value of an investment will fluctuate

FOR INVESTMENT PROFESSIONAL USE ONLY

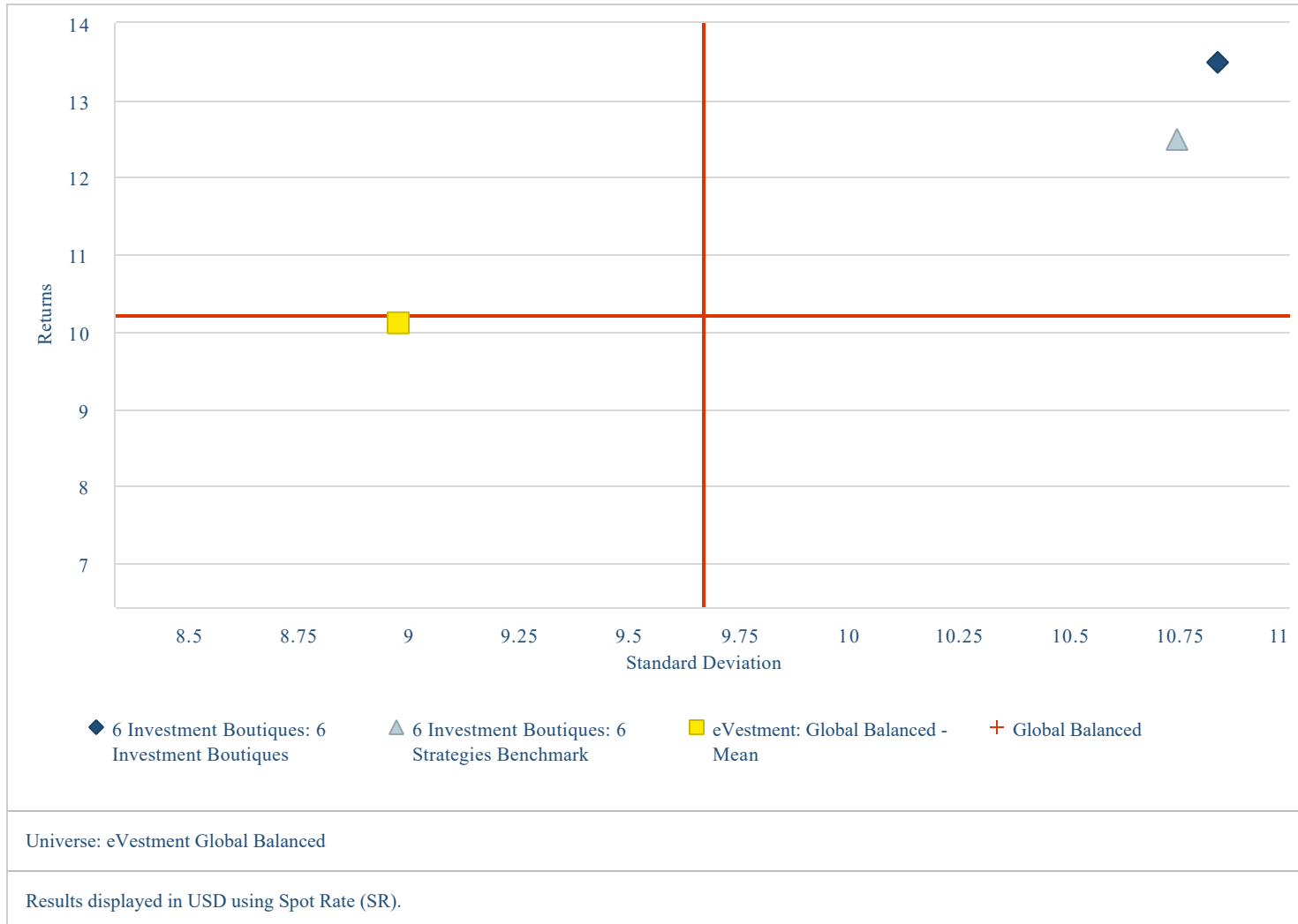


Candoris

Access to the world's best investment strategies.

Scatter Risk/Return 3 Years

Candoris Investment Boutique Proposition



Source: eVestment
Data quoted is past GROSS of fee performance and current performance may be lower or higher. Past performance is no guarantee of future results.
Investment return and principal value of an investment will fluctuate

FOR INVESTMENT PROFESSIONAL USE ONLY

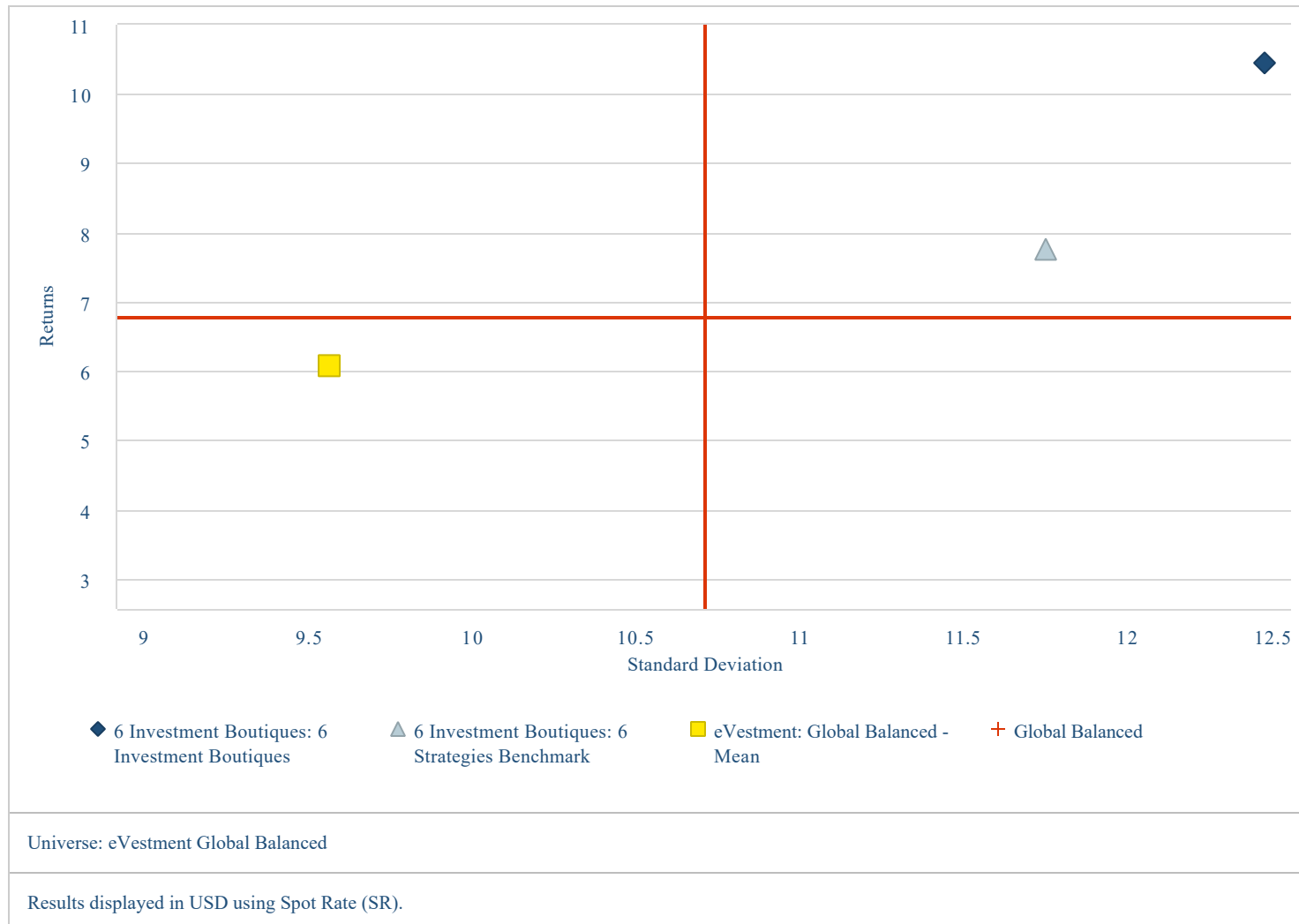


Candoris

Access to the world's best investment strategies.

Scatter Risk/Return Since Inception

Candoris Investment Boutique Proposition



Source: eVestment
Data quoted is past GROSS of fee performance and current performance may be lower or higher. Past performance is no guarantee of future results.
Investment return and principal value of an investment will fluctuate

FOR INVESTMENT PROFESSIONAL USE ONLY



Candoris

Access to the world's best investment strategies.

Max Drawdown 3 Years

Candoris Investment Boutique Proposition



Source: eVestment
Data quoted is past GROSS of fee performance and current performance may be lower or higher. Past performance is no guarantee of future results.
Investment return and principal value of an investment will fluctuate

FOR INVESTMENT PROFESSIONAL USE ONLY



Candoris

Access to the world's best investment strategies.

Max Drawdown Since Inception

Coho vs Benchmark and Peers



Source: eVestment
Data quoted is past GROSS of fee performance and current performance may be lower or higher. Past performance is no guarantee of future results.
Investment return and principal value of an investment will fluctuate

FOR INVESTMENT PROFESSIONAL USE ONLY

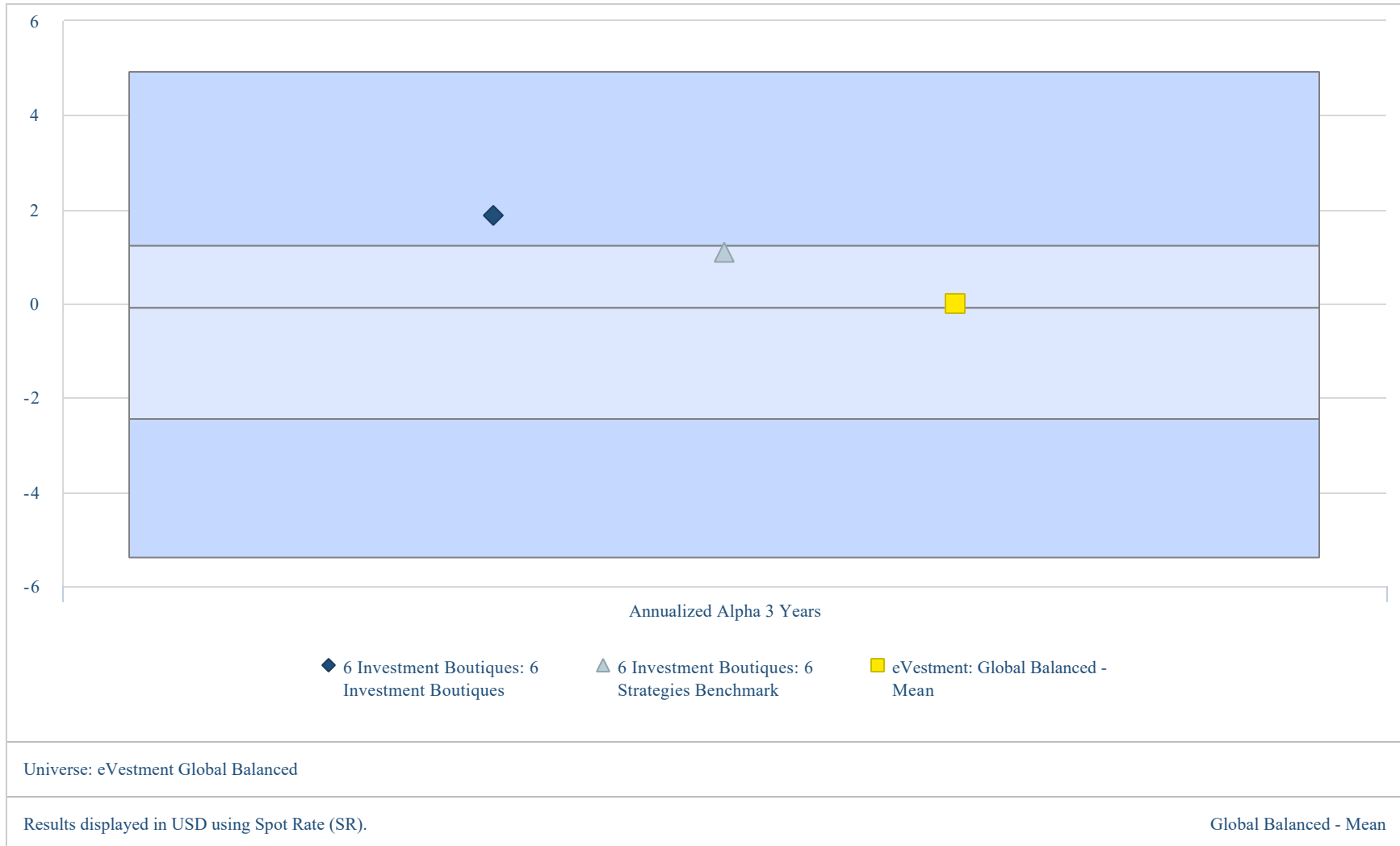


Candoris

Access to the world's best investment strategies.

Annualized Alpha 3 Years

Coho vs Benchmark and Peers



Source: eVestment
Data quoted is past GROSS of fee performance and current performance may be lower or higher. Past performance is no guarantee of future results.
Investment return and principal value of an investment will fluctuate

FOR INVESTMENT PROFESSIONAL USE ONLY

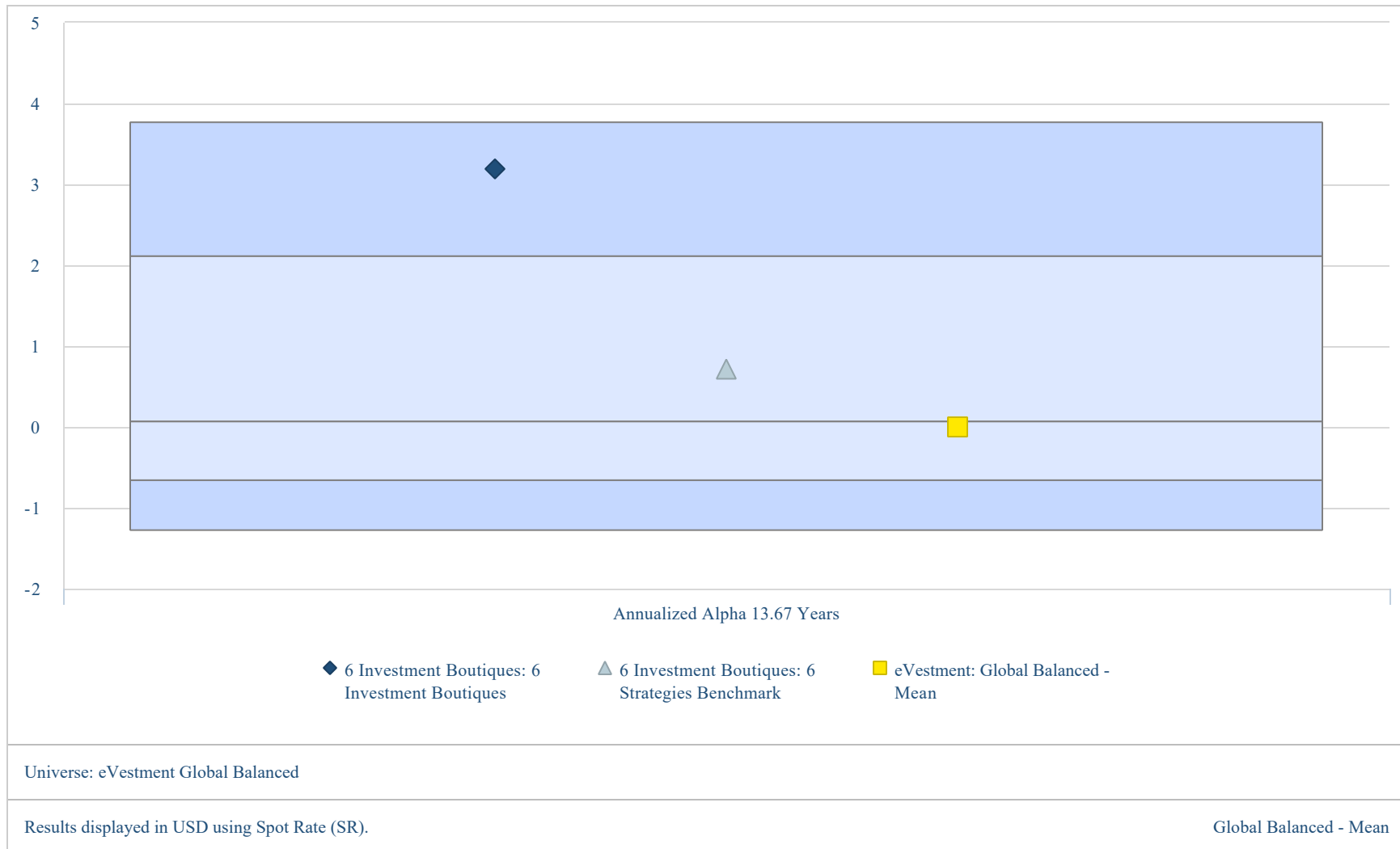


Candoris

Access to the world's best investment strategies.

Annualized Alpha Since Inception

Candoris Investment Boutique Proposition



Source: eVestment
Data quoted is past GROSS of fee performance and current performance may be lower or higher. Past performance is no guarantee of future results.
Investment return and principal value of an investment will fluctuate

FOR INVESTMENT PROFESSIONAL USE ONLY



Candoris

Access to the world's best investment strategies.

Important Information

This is a marketing communication. This is not a contractually binding document. Please refer to the prospectus of the UCITS and to the KIID and do not base any final investment on this communication alone. A copy of the prospectus and the KIID can be found on <https://candoris.nl/> or requested via candoris@candoris.nl. These investments are investments in a fund and not in a given underlying asset.

This information is proprietary and cannot be reproduced or distributed. Certain information may be received from sources Candoris B.V. considers reliable; Candoris B.V. does not represent that such information is accurate or complete. Certain statements contained herein may constitute “projections,” “forecasts” and other “forward-looking statements” which do not reflect actual results and are based primarily upon applying retroactively a hypothetical set of assumptions to certain historical financial data. Actual results, performance or events may differ materially from those in such statements. Any opinions, projections, forecasts and forward-looking statements presented herein are valid only as of the date of this document and are subject to change. Nothing contained herein should be construed as (i) an offer to buy any security or (ii) a recommendation as to the advisability of investing in, purchasing or selling any security. Candoris B.V. assumes no obligation to update any forward-looking information.

Past performance is no guarantee of future results.

Swiss disclaimer

In Switzerland, the Fund is considered foreign investment schemes pursuant to Art. 119 of the Swiss Federal Collective Investment Schemes Act (CISA). No application has been submitted to the Federal Financial Market Supervisory Authority (FINMA) to obtain approval within the meaning of Art. 120 CISA to offer or distribute the investment in or from Switzerland to “Non-Qualified Investors”, and no other steps have been taken in this direction. Consequently, investors do not benefit from the specific investor protection and/or FINMA supervision pursuant to the CISA and its implementing ordinances.

Any offer or sale must therefore be in strict compliance with Swiss law, and in particular with the provisions of the Collective Investment Schemes Act and its implementing ordinances, and FINMA circular 2013/9 on distribution of collective investment schemes. No person or entity is authorized to offer or sell the Shares or distribute any Fund Documentation, including the Prospectus, the Articles of Incorporation and annual reports issued by the Fund from time to time or promotional material pertaining to the Fund in or from Switzerland other than to “Qualified Investors”, as defined in Article 10 of the CISA and Articles 6 and 6a of the CISO and any circulars issued by FINMA.

The Fund has appointed as Swiss Representative Waystone Fund Services (Switzerland) SA, Av. Villamont 17, 1005 Lausanne, Switzerland, Tel: +41 21 311 17 77. The Fund’s paying agent is Helvetische Bank AG. Any Fund Documentation may be obtained free of charge from the Swiss Representative in Lausanne. In respect of the Shares distributed in or from Switzerland, the place of performance and jurisdiction is at the registered office of the Swiss Representative.

